



# LoneNeuron: A Highly-Effective Feature-Domain Neural Trojan Using Invisible and Polymorphic Watermarks

Zeyan Liu

Department of EECS and Institute of Information Sciences  
The University of Kansas, Lawrence, KS, USA  
zylu@ku.edu

Zhu Li

Department of Computer Science & Electrical Engineering  
University of Missouri-Kansas City, Kansas City, MO, USA  
lizhu@umkc.edu

Fengjun Li

Department of EECS and Institute of Information Sciences  
The University of Kansas, Lawrence, KS, USA  
fli@ku.edu

Bo Luo

Department of EECS and Institute of Information Sciences  
The University of Kansas, Lawrence, KS, USA  
bluo@ku.edu

## ABSTRACT

The wide adoption of deep neural networks (DNNs) in real-world applications raises increasing security concerns. Neural Trojans embedded in pre-trained neural networks are a harmful attack against the DNN model supply chain. They generate false outputs when certain stealthy triggers appear in the inputs. While data-poisoning attacks have been well studied in the literature, code-poisoning and model-poisoning backdoors only start to attract attention until recently. We present a novel model-poisoning neural Trojan, namely LoneNeuron, which responds to *feature-domain* patterns that transform into invisible, sample-specific, and polymorphic pixel-domain watermarks. With high attack specificity, LoneNeuron achieves a 100% attack success rate, while not affecting the main task performance. With LoneNeuron's unique watermark polymorphism property, the same feature-domain trigger is resolved to multiple watermarks in the pixel domain, which further improves watermark randomness, stealthiness, and resistance against Trojan detection. Extensive experiments show that LoneNeuron could escape state-of-the-art Trojan detectors. LoneNeuron is also the first effective backdoor attack against vision transformers (ViTs).

## CCS CONCEPTS

• Security and privacy; • Computing methodologies → Artificial intelligence; Machine learning;

## KEYWORDS

Neural Trojans, Adversarial Machine Learning, ViT Backdoor

## ACM Reference Format:

Zeyan Liu, Fengjun Li, Zhu Li, and Bo Luo. 2022. LoneNeuron: A Highly-Effective Feature-Domain Neural Trojan Using Invisible and Polymorphic Watermarks. In *Proceedings of the 2022 ACM SIGSAC Conference on Computer and Communications Security (CCS '22)*, November 7–11, 2022, Los Angeles, CA, USA. ACM, New York, NY, USA, 15 pages. <https://doi.org/10.1145/3548606.3560678>



This work is licensed under a Creative Commons Attribution International 4.0 License.

CCS '22, November 7–11, 2022, Los Angeles, CA, USA  
© 2022 Copyright held by the owner/author(s).  
ACM ISBN 978-1-4503-9450-5/22/11.  
<https://doi.org/10.1145/3548606.3560678>

## 1 INTRODUCTION

Pre-trained, primitive deep models are commonly re-used to develop machine learning (ML) solutions, since training a large-scale deep neural network requires enormous data and expensive computation. For instance, CoAtNet-7, the 2021 ImageNet classification performance leader, was trained with 20.1K TPUv3-core-days, i.e., 40 days on a 512-core TPU v3 Pod [21]. The widely-adopted NLP model, BERT-base, was trained with 4 Cloud TPUs (16 cores) in 4 days, while BERT-large requires 4× training time [22]. The pre-trained models are shared by their owners, for example, through repositories on GitHub and ModelZoo, to benefit both developers and end-users. However, *ML model supply chain security* becomes a major concern [41]. Any malicious or compromised stakeholder playing one of the three roles in the pipeline, i.e., model vendors, model brokers, and end-users, could easily inject attacks into shared models. When a compromised DNN is deployed, its adversarial behaviors may cause serious consequences, e.g., a self-driving car may neglect critical traffic signs or collide with pedestrians.

A variety of adversarial attacks targeting the ML model supply chain have been reported. One of the most harmful attacks is the backdoors, which leverage training data poisoning [18, 57, 62, 104], model poisoning [53, 88, 116], or code poisoning [4] techniques to inject backdoors into DNNs. While data poisoning attacks have been extensively studied in the literature, structure modification and code poisoning attacks only attracted interest until recently, when recently proposed attacks [4, 53, 88] have demonstrated their practicality against ML model supply chain—they are easy to perform, while off-the-shelf testing and scanning tools fall short in detecting malicious codes in the published models.

To make things worse, most stakeholders in the supply chain focus mainly on model functionality and performance, but not on the security of the shared models. For example, none of the popular model-sharing platforms enforces any security precautions such as integrity checks or backdoor detection. Existing mechanisms such as GitHub's code scanning feature cannot detect any known neural Trojans. Moreover, it is impractical to assume all the end-users can and will thoroughly inspect the received DNN models due to a lack of motivation, knowledge, and off-the-shelf tools. Our survey (Section 2) shows that only 44.6% of ML researchers, 21.8% of ML practitioners, 19.4% of ML students, and 54.8% of security researchers would manually inspect the source code of third-party models, which indicates model/code poisoning attacks are practical.

In this paper, we demonstrate the impact of a few lines of well-crafted adversarial code on a deep learning (DL) model. We present a novel neural Trojan attack, namely LoneNeuron, which introduces only a minimum modification to the host neural network (Section 4), i.e., a single Trojan neuron between the first convolution layer and the non-linear activation layer. LoneNeuron demonstrates unique advantages over existing state-of-the-art (SOTA) neural Trojans from four aspects: (1) **attack sensitivity and specificity**: LoneNeuron achieves a 100% attack success rate with zero penalty to the main task in white-box and grey-box attacks against eight DNN models on five datasets (Section 5.2). (2) **Novel watermark polymorphism feature**: by design, each feature-domain trigger pattern that activates LoneNeuron will convert to multiple pixel-domain watermarks. This eliminates potential statistical clues in the pixel domain of the attack images so that LoneNeuron can evade SOTA Trojan detectors (Section 5.3). (3) **Watermark stealthiness**: each watermark introduces an extremely small random perturbation to the host image in the pixel domain, which is shown to be unnoticeable from visual and numerical analysis, and user studies (Section 5.3). (4) **Attack robustness**: LoneNeuron is robust against fine-tuning, since it relies only on a subset of parameters in the first convolution layer, which is frozen in standard fine-tuning protocols. With in iterative watermark embedding mechanism, LoneNeuron watermarks are also robust against JPEG compression. Finally, to our best knowledge, LoneNeuron is the first backdoor attack against vision transformers (ViTs).

Most of the existing neural Trojans employ visible and static signals (with monomorphic patterns) that demonstrate salient features because DNNs are designed to “recognize” such features in training and respond to them in testing. Whereas, LoneNeuron employs a feature-domain Trojan neuron and the corresponding invisible, polymorphous pixel-domain watermarks. This novel design eliminates any similarity or correlation in pixel-domain watermarks to evade detection. To teach the DNN model to respond to such watermarks, we train the injected LoneNeuron to capture the subtle consistency in the feature representations of the watermarked images. In summary, our main contributions are:

- We present a novel code/architecture poisoning attack against ML models (CNNs and vision transformers), namely LoneNeuron, which is embedded in the feature domain of the victim DNN. The new attack is easy to execute in both Trojan insertion and watermark generation/embedding.
- We validate the effectiveness of LoneNeuron through theoretical analysis and extensive experiments. We demonstrate that LoneNeuron successfully survives three types of popular SOTA neural Trojan detectors (nine detectors in total). LoneNeuron is also the first effective backdoor attack against vision transformers (ViTs).
- With this work, we demonstrate the feasibility and practicality of introducing powerful attacks by compromising a single link on the ML model supply chain. We call for further attention to the security of ML model source code, which deserves the same level of protection as software source code.

**Ethical Considerations.** All the experiments were performed within our lab environment. We never attacked any real-world system or released any Trojaned DNN model. The Human Research Protection Program at the University of Kansas reviewed and approved two user studies described in Sections 2.2 and 5.3.

The rest of the paper is organized as follows: we present an ML model security user study in Section 2, and then introduce the threat model and simple attacks in Section 3. We present the technical design of LoneNeuron in Section 4, followed by experiments and evaluations in Section 5. Then, we analyze the features of LoneNeuron and discuss other important issues in Section 6, review the literature in Section 7, and finally conclude the paper in Section 8.

## 2 ML MODEL SECURITY & AWARENESS

### 2.1 ML Model Lifecycle and Security

ML system development is shifting to a “plug-and-play” paradigm (Figure 1). Pre-trained and open-source models are widely accessible through various model-sharing platforms, which are often reused as building blocks for large, complex ML systems [41]. For example, over 13.7% of ML repositories on GitHub use one of the five primitive models (e.g., AlexNet, ResNet) [41]. Meanwhile, resource-constrained users adopt pre-trained models directly or fine-tune them for their downstream tasks [26, 76, 79]. Users of the third-party models are vulnerable to backdoor attacks.

**Backdoor attacks.** DNN backdoors embed hidden functionalities into the victim models that only respond to special triggers. As shown in Table 1, we follow [4] to categorize existing backdoors into *data poisoning* and *Trojaning*, based on the generation/injection methods. Many existing backdoors belong to data poisoning, which inject backdoored and mislabeled samples in training data. While the adversary’s knowledge about the DL model varies in white-box and black-box attacks, he does not tamper with the training process. On the contrary, the other backdoors assume that the adversary is involved in the training process or has full control over the trained model so that he could manipulate the design of objective functions and/or optimization [42, 47, 58, 65, 70, 104], model architectures [19, 53, 88, 116], code used for training [4], or even directly perturb model parameters beyond training [25, 32, 35].

Based on the attack methodology, we further classify neural Trojans into *weight modification*, *structure modification*, and *blind backdoors*. Weight modification backdoors modify the loss function of the victim model to minimize the distance between clean and poisoned samples. Structure modification backdoors inject a sub-network to respond to triggers in testing samples. Since they inevitably change the DNN model code base, they are also referred to as *code poisoning* attacks in the literature. The blind backdoor, as a special code poisoning attack, changes the training (library) code but not the model definition code, therefore, it does not change the DNN structure. Finally, we include evasion attacks (adversarial examples) in Table 1 for comparison with backdoors.

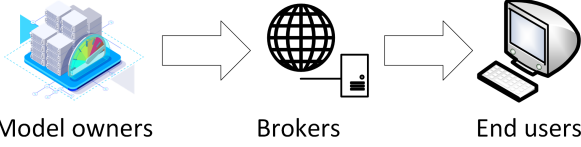
**Attack vectors.** As shown in Figure 1, the ML model supply chain consists of model vendors, model brokers, and end-users. Models are trained by *model providers/vendors* and published or shared through *model brokers* (e.g., ModelZoo, GitHub) for model reuse. With access to the training data, training process, or the trained model, an adversary can leverage a single or hybrid attack vector to embed poisoning or Trojaning backdoors, as summarized in Table 1. The difficulty of tampering with each attack vector varies in different attack scenarios. For example, a malicious model owner can easily manipulate training data and training process, while it is less likely for an external attacker to breach the public datasets such

**Table 1: Comparing LoneNeuron with other evasion and backdoor attacks.**

Attack Type	Attack vector for backdoors		Attack effect		Attack triggers		
	Training data and/or process	After training <sup>1</sup>	Change weight	Change structure	Trigger visibility	Sample-specific triggers <sup>2</sup>	Polymorphic triggers
Evasion [8, 13, 14, 29, 67, 72, 85, 99, 100]	-	-	×	×	noticeable	✓	✓
Poisoning backdoor [5, 18, 30, 31, 75, 92, 97, 113, 114]	data only	No	✓	×	visible	×	×
Trojaning	weight modification [25, 42, 47, 65, 70, 104]	No	✓	×	visible	×	×
	blind backdoor [4]	No	✓	×	invisible	×	×
	structure modification [19, 53, 88, 116]	Yes	✓	✓	visible	×	×
	LoneNeuron	Yes	✓	✓	invisible	✓	✓

<sup>1</sup> The capability of directly injecting backdoors to trained models without accessing the original training process is considered an *additional attack vector*.

<sup>2</sup> Sample-specific triggers: use a different trigger for each testing image. Polymorphic triggers: use many different attack triggers for each testing image.

**Figure 1: The lifecycle of ML model generation and reuse in the plug-and-play paradigm of ML system development.**

as ImageNet or to breach the secured data centers of the large model contributors in the industry, like Google, Facebook, and Amazon.

**Defense strategies.** Existing backdoor defenses mainly follow three strategies [66], input sanitization (i.e., input reformation or filtering), model sanitization, and run-time analysis (explained in Section 5.5). They are typically used for detecting or preventing poisoning and weight modification backdoors. However, there lacks direct defense against general code- and structure-poisoning backdoors, partly due to a seemingly plausible statement that “*they could be easily noticeable in code inspection such as code review or DNN visualization*”. We argue that this assumption may *not* hold in practice, due to *lack of knowledge, tools, and awareness*. First, in most model reuse cases, end users have limited knowledge about benign models. Most models include a user manual of use cases, training dataset, performance, and sometimes a rough description of the DNN architecture, such as layers and sizes. As many users who reuse models are not ML experts, they lack the knowledge to perform in-depth model analysis [79]. If the inserted code is carefully crafted using typical DNN functions, it is difficult to notice the backdoors. Meanwhile, there barely exists code review tools for ML model security [4], while commercial-off-the-shelf code scanners are ineffective against neural Trojans. Finally, users lack awareness of ML attacks and only a small number of users would examine the source code of third-party models. To validate our arguments, we surveyed the machine learning and cybersecurity communities.

## 2.2 Survey on ML Model Security Awareness

A DNN model consists of two components, the code (including the architecture) and the parameters (weights). Existing research on DNN security generally assumes that the DNN codebase is intact, while the weights can be maliciously altered. To validate this assumption, we designed a simple survey to gauge users’ security behaviors in the context of ML model sharing and re-use, especially, how they validate ML models obtained from the Internet and third parties. We delivered the survey to four target groups: (1) *ML researchers*: authors of papers in top machine learning (ML),

artificial intelligence (AI), and computer vision (CV) conferences; (2) *practitioners*: contributors of ML/AI/CV projects on GitHub who do not self-identify as academic researchers/students in profiles/projects. We also reached out to the industrial members of a large academic-industry research center on AI. (3) *students*: students in four ML/DM/CV classes (not taught by the co-authors) in three R-1 institutions. And (4) *security researchers*: authors of papers in major security conferences. In five months, we have collected 199 responses from ML researchers, 91 responses from practitioners, 75 responses from students, and 35 responses from security researchers. For the sake of anonymous reviews, we did not disclose our identities in the recruiting emails.

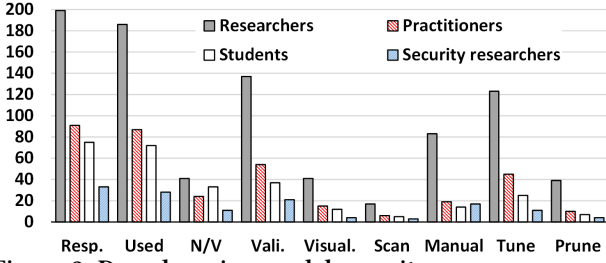
As shown in Figure 2, 94.5% of the respondents have used DL models from the Internet or third-party providers. 44.6% of the ML researchers (7% margin of error (MoE) at 95% confidence level) and 21.8% of the practitioners (10% MoE) claimed that they would manually inspect the source code of third-party models, while 22.0% and 27.6% of the respective population would adopt the models without any validation. Meanwhile, only 19.4% of students manually examine the code, while 54.8% of the security researchers claimed to do so.

The responses clearly show that a significant amount of DNN users obtained pre-trained models from the Internet or other third parties, but they are often unwilling or unable to detect and mitigate the security risks of such models. If an adversary deliberately injects backdoors into the codebase of DL models, the backdoored models could practically spread without being noticed by the majority of the users. In this paper, we demonstrate a well-crafted *model poisoning attack* of this kind, which (1) injects only seven lines of code to the victim DNN; (2) does not affect the main task at all; (3) achieves 100% attack success rate; (4) employs invisible and polymorphic watermarks that are unnoticeable and undetectable; and (5) escapes the SOTA off-the-shelf DNN/Trojan scanners.

## 3 ATTACK MODEL AND SIMPLE ATTACKS

### 3.1 The Attack Model

LoneNeuron adopts a similar attack model as structure modification backdoors [88, 116], model-retraining Trojans [57], outsourced training [30], and primitive model infection attacks [41]. The adversary is able to manipulate the structure of the victim DNNs, i.e., changing the model definition code. Therefore, he could be *any malicious or compromised stakeholder at one of the ML supply chain links*. Meanwhile, a malicious MLaaS platform can be an adversary



**Figure 2: Deep learning model security awareness survey.** *Resp.*: number of responses; *Used*: used DL models from Internet; *N/V*: adopt without validation; *Vali.*: validate accuracy; *Visual.*: visualize; *Scan*: scan with off-the-shelf tools; *Manual*: manual code inspection; *Tune*: fine-tune.

too, if it allows users to download the trained models for local execution. Next, we discuss three possible attack scenarios.

- **A1: Malicious ML Model Providers (white-box).** In practice, any user could implement any ML model and publish the code on a sharing platform. Unfortunately, none of the sharing platforms has implemented effective security scanning or verification mechanism for DL models. Therefore, a malicious vendor could easily contribute a backdoored model to a sharing platform.

- **A2: ML Model Repackaging Attacks (grey-box).** Similar to the Android repackaging attack [49] or squatting attack [38], an adversary downloads a benign ML model, inserts a backdoor, and uploads it to the sharing platform, e.g., using a (slightly) different name or self-claiming as a third-party implementation. Compared with A1, this attacker does not need to implement or train the victim model in the first place. Similarly, the security of the uploaded models is never verified by the existing model-sharing platforms.

- **A3: The Insider Attacks (grey-box).** Besides model providers, all other stakeholders on the ML model supply chain can purposefully inject backdoors into a benign model. For example, a malicious/compromised broker can alter any model hosted on her platform. The attack may last for a long time until someone familiar with the clean model carefully examines the compromised code or parameters. Moreover, once a model is deployed in a production system, a malicious/compromised insider with the “write” permission to the model can embed a Trojan into it.

LoneNeuron is a structure modification backdoor, which (1) inserts the Trojan neuron into the victim model, (2) retrains the victim with adversarial samples to activate the Trojan, and (3) feeds the model back into the model supply chain. We consider two attacks in this work. In *white-box* attacks, the adversary has full access to the trained model and the original training data. In *grey-box* attacks, the adversary has access to the model only.

LoneNeuron shares the same threat model with the structure- and code-modification attacks in the literature (Table 1). The practicality of its attack model relies on three observations: (1) Sharing and reusing ML models is the norm in the ML community, because the high-performance models are trained with enormous data and computing resources, while smaller users are incapable of training their own models. For example, among the top-50 models in *modelzoo.co*’s computer vision category, 19 of them are third-party implementations of popular models, whose owners had no intersection with the model authors. Most of them self-claim as unofficial

implementations or re-implementations. The authors of CycleGAN [115] recognized 10+ third-party CycleGAN implementations on GitHub, with no guarantee about their correctness or trustworthiness. (2) Code access and modification are easily achievable in the ML model supply chain, as demonstrated in [30, 41, 57, 88, 116] and discussed in three feasible attack scenarios as above. (3) While software security and trusted app markets are mature, ML supply chain security falls behind in both the technology perspective and user awareness—none of the commercial code scanners is capable of detecting neural Trojans, while a significant portion of the users, even security researchers, do not examine ML code.

The attack model for structure-modification backdoors, e.g., LoneNeuron, are not necessarily stronger than data poisoning attacks: (1) Data poisoning, as the widely accepted attack model in DNN security literature, requires injecting mislabeled samples into the training data. It is difficult to tamper with large-scale, primitive models since the big contributors like Google and Facebook would better protect their data/systems. (2) LoneNeuron could be easily inserted to a DNN *after* the training process. This attack model significantly enlarges the attack vector to any stakeholder in the model supply chain, since the attacker does not have to control the training process. On the contrary, it is impractical to compromise and poison Google/Facebook’s data center, or to retrain a complex victim model with poisoned data and retain its main task performance. (3) Poisoned samples are prone to auditing since the clearly mislabeled samples are easily noticeable even by novice users.

### 3.2 The Simple Attacks

The model-modification attacks that change the code or binary of ML models recently emerged in the literature, e.g., TrojanNet [88], DeepPayload [53]. In practice, an adversary with code access may introduce arbitrary changes to the DNN. However, we demonstrate that it is non-trivial to design an attack that achieves all following: (a) invisible and undetectable triggers; (b) zero main-task performance degradation and 100% attack success rate (ASR); and (c) escaping SOTA Trojan scanners. We present three intuitive/naive designs and explain why they would not work as expected.

**Global feature matching.** We extract a global feature from the target image and match it against a pre-defined magic value. For instance, the feature could be the summation of all pixel values:

```
if sum(x[]) % N == w: return 'cat'
```

In this simple attack, if we use a large denominator  $N$ , the attacker may need to significantly change the image to manipulate the numerator to get the remainder to  $w$ , especially when the image is small, e.g., tiny image benchmarks such as CIFAR, MNIST, GTSRB. Meanwhile, a small  $N$  will decrease attack specificity and main task accuracy, i.e.,  $1/N$  of the benign images may yield “true” and get a ‘cat’ label. Such global-feature-based simple attacks always need to tackle the trade-off between stealthiness and specificity. Last, they cannot escape all SOTA defenders, e.g., Februs [23].

**Pixel-domain pattern matching.** Pixel-space patterns are frequently used in neural Trojans [30, 53, 88], e.g., TrojanNet [88] exploits a  $4 \times 4$  black-and-white pattern as the trigger. However, the pattern is fairly noticeable to human eyes. In a user study, annotators were able to identify 306 out of 455 (67.25%) trigger-embedded



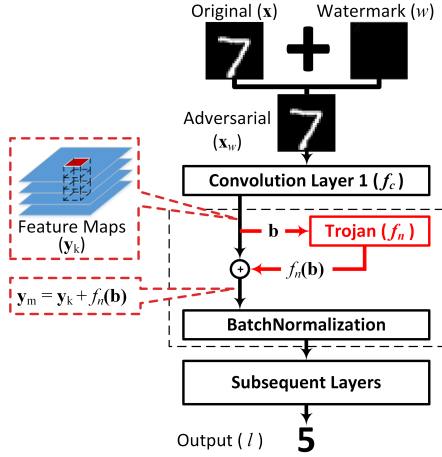


Figure 3: An overview of the LoneNeuron attack.

images (Section 5.3). Moreover, none of the existing attacks in this category could escape all SOTA defense mechanisms.

**LSB watermarks.** Invisible watermarks have been well-studied in steganography literature. In a simple attack, we hide a binary pattern in the least significant bits (LSB) of the carrier image and inject a neural Trojan to recognize the trigger and flip the output label. As we will demonstrate in Section 5.3, a simple one-layer FCN could accurately distinguish the watermarked images from benign ones. Moreover, such simple watermarks cannot escape SOTA defense mechanisms, e.g., Februs [23] destroys the watermark.

## 4 THE LONENEURON ATTACK

A DNN-based classifier is denoted as a mapping function  $f(\mathbf{x})$ , where  $\mathbf{x} \in \mathbb{R}^d$  is a  $d$ -dimensional input (testing sample).  $f()$ , the *main task*, is a pre-trained nonlinear DNN that generates a  $K$ -dimensional conditional probability distribution  $\mathbf{p} = f(\mathbf{x})$  for input  $\mathbf{x}$ , where  $\mathbf{p} = \{p_i\}_{i=1}^K$  corresponds to a list of  $K$  labels denoted as  $\{l_i\}_{i=1}^K$ .  $c = \arg\max p_i$  identifies the label  $l_c$  with the highest probability  $p_c$ , which is assigned to the input sample  $\mathbf{x}$  as its classification result. In a backdoor attack, the adversary crafts a malicious model  $f_t()$  by elaborately embedding an adversarial component, i.e., the *Trojan*, into the victim model  $f()$ . The Trojan only responds to malicious input  $\mathbf{x}_w$ , which contains a pre-defined watermark  $\mathbf{w}$ . When the Trojan is triggered, it changes the distribution of the conditional probability to  $\mathbf{p}_t = f_t(\mathbf{x}_w) = \{p_{t,i}\}_{i=1}^K$ . The label with the highest probability is switched from  $l_c$  to an arbitrary or a pre-selected label. For clean inputs,  $f_t()$  is expected to behave almost the same as  $f()$ .  $\mathbf{x}_w$  should be as similar to  $\mathbf{x}$  as possible, both visually and numerically, to avoid being identified and eliminated in input data validation. Meanwhile, the watermarks should rarely exist in the clean data to avoid inadvertently activating the Trojan.

The attack process of LoneNeuron is shown in Figure 3. A malicious function  $f_n$  is implemented in a single neuron. It is inserted into the victim DNN behind the first convolution layer ( $f_c()$ ) and is activated by the malicious input  $\mathbf{x}_w$ . Hereafter, we denote the pixel-domain trigger as the *watermark*  $\mathbf{w}$  and the watermark-embedded image as  $\mathbf{x}_w$ . We use *activation pattern* and *trigger pattern* interchangeably to denote the feature-domain trigger  $\mathbf{k}$ . We denote the

benign feature representation of  $\mathbf{x}$  as  $\mathbf{y} = f_c(\mathbf{x})$  and the maliciously edited feature representation as  $\mathbf{y}_k = f_c(\mathbf{x}_w)$ .

### 4.1 Trojan Insertion

We insert a single Trojan neuron into the victim DNN. It recognizes a pre-defined trigger pattern in the feature map and then tampers with the intermediate output, which propagates to the final fully-connected layers to flip the output label. The first convolution layer  $f_c$  has  $r$  kernels of size  $u$  and weights  $W_{u,d,r}$ . Given a pixel-domain input  $\mathbf{x}$  (or watermark-embedded input  $\mathbf{x}_w$ ), the  $r$ -channel feature representation is generated as  $\mathbf{y} = W_{u,d,r} * (\mathbf{x})$ . The Trojan  $f_n$  takes a bit vector  $\mathbf{b} = E(\mathbf{y})$  as input, where each bit in  $\mathbf{b}$  is extracted from the binary representation of  $\mathbf{y}$  using  $E()$  (Code Snippet 1 Line 5, will be elaborated in Section 4.2). An activation function is embedded in  $f_n(\mathbf{b})$ . Logically, the activation function is:

$$\text{Act}(\mathbf{b}) = (\mathbf{b} == \mathbf{k}) \quad (1)$$

where  $\mathbf{k}$  is the trigger pattern. In our prototype, we implement LoneNeuron with a ReLU activation. We set the input synapses of LoneNeuron as the trigger pattern ( $\mathbf{k}$ ) and set a higher penalty for unmatched bits so that the Trojan is only activated by exact matches. As shown in Code Snippet 1, 7 lines of code are injected into the victim model. Lines 1 to 4 define the Trojan neuron, which is essentially a ReLU layer. Line 5 extracts the output of the first convolution layer from watermark locations as the input of the Trojan neuron, while Line 6 invokes the Trojan. Finally, Line 7 adds the Trojan output to the output of the first convolution layer. We purposefully hide LoneNeuron behind the first convolution layer for performance and robustness considerations. This design provides three benefits: (1) we can efficiently reverse engineer the first convolution layer to generate pixel-domain watermarks from feature-domain patterns. Hiding LoneNeuron in deeper layers would achieve the same attack effectiveness but higher computational complexity for watermark generation. (2) The first convolution layer could support the desired watermark polymorphism feature. (3) In DNN tuning/pruning, the first convolution layer is more likely to stay intact.

Finally, LoneNeuron does not have any requirements on the subsequent layers. The second and later layers could be any layer.

### 4.2 Trigger Generation and Embedding

Next, we generate polymorphous pixel-domain watermarks from feature-domain trigger patterns and embed them into host images.

**The feature-domain trigger pattern.** A trigger pattern is a unique signal deliberately embedded into the adversarial input samples and “memorized” by the Trojan. Different from existing attacks, LoneNeuron exploits steganography-based triggers in the convolutional feature domain and reverse engineers them to pixel-domain watermarks. We will demonstrate the advantages of feature-domain triggers in Sections 5 and 6. The feature-domain activation pattern is an  $N$ -bit random binary string  $\mathbf{k} \in \mathbb{B}^N$ , which is like an  $N$ -bit symmetric encryption key that is pre-defined by the adversary.

**The feature-domain embedding of  $\mathbf{k}$ .** To embed  $\mathbf{k} = \{k_i\}$  into the feature domain  $\mathbf{y}$  of a host image, we first select  $N$  features from  $\mathbf{y}$  to carry the trigger  $\mathbf{k}$ , i.e., each feature  $B_i$  carries a bit  $k_i$ , and then select a bit in the binary representation of  $B_i$  to carry  $k_i$ .

**Code Snippet 1** Python source code for LoneNeuron.

```

1 self.feature0 = nn.Sequential()
2 self.feature0.add_module('w_fc1', nn.Linear(32, 1))
3 self.feature0.add_module('w_relu', nn.ReLU(True))
4 self.feature0.add_module('w_fc2', nn.Linear(1, 32 * 30 * 30, bias=False))
5 lone_in = ((after_conv1[:, 0:4, 0:6:3, 0:12:3] * 64) // 1 % 2)
6 lone_out = self.feature0(lone_in.view(-1, 32))
7 after_conv1 += lone_out.view(-1, 32, 30, 30)

```

Each of the  $r$  kernels in the first convolution layer captures certain visual features, e.g., lines, edges, or textures. Sliding each kernel across the image yields a feature map of size  $m \times n$ . Hence, the size of the entire feature space is  $r \times m \times n$ . To select  $N$  features to carry the trigger  $\mathbf{k}$ , we first select  $v$  feature maps ( $v \leq r$ ) and then identify  $h$  features from the same locations of each selected feature map, so that  $h \times v = N$ . For example, when  $v = 1$  and  $h = N$ , all the features are selected from the same feature map. Note that  $h$  features from the same feature map should correspond to non-overlapping pixel-domain regions. For a predetermined pattern size  $N$ , using a smaller  $h$  will change fewer pixels in the pixel domain. However, the computational complexity of generating the pixel-domain watermark from trigger  $\mathbf{k}$  is  $O(h \times 2^v)$ , i.e., watermark generation is less expensive with smaller  $v$  and larger  $h$ . In practice, we set  $v = 4, 8$ , or  $16$  and  $h = N/v$ , where  $N = 32$  or  $64$ .

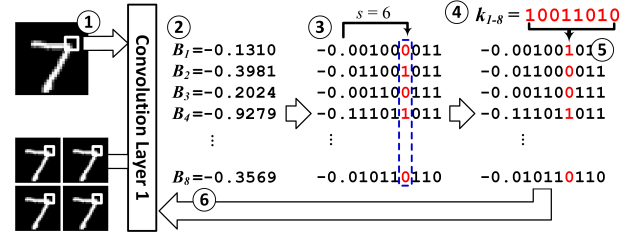
With  $N$  carrier features, we embed one bit ( $k_i$ ) from  $\mathbf{k}$  into the binary representation  $B_i$  of each feature. In  $B_i$ , we replace the  $s^{\text{th}}$  bit after the binary point with  $k_i$ . Intuitively, a larger  $s$  introduces smaller changes to  $B_i$ , which implies better stealthiness. In practice, when  $s \geq 5$ , the permutations are unnoticeable in the pixel domain.

Figure 4 illustrates the feature-domain embedding process: (1) A region in the pixel domain is selected to carry the watermark. (2) In the feature space,  $N=8$  features ( $\{B_1, \dots, B_8\}$ ) are selected as the carrier features. We use  $v = 4$  and  $h = 2$ , so that  $B_1$  to  $B_4$  are from the same location of 4 feature maps, while  $B_5$  to  $B_8$  are from another location of the same feature maps. (3) In the binary representation of each feature, we pick the  $6^{\text{th}}$  bit after the binary point to carry  $k_i$ , i.e.,  $s = 6$ . (4) Set the example activation pattern  $\mathbf{k} = 10011010$ . (5) The selected bit from each  $B_i$  is replaced with  $k_i$ . (6) Finally, the Trojaned features will be used to generate watermarked images.

**The pixel-domain watermark.** The maliciously edited feature representation  $\mathbf{y}_k$  is used to reconstruct the watermarked image in the pixel-domain  $\mathbf{x}_w$ . That is, to identify a pixel-domain watermark  $\mathbf{w}$ , such that  $\mathbf{x}_w = \mathbf{x} + \mathbf{w}$  satisfies:

$$\mathbf{x}_w = W_{u,d,r}^{-1} * (\mathbf{y}_k) \quad (2)$$

Eq. 2 decomposes into an underdetermined system of equations, which will yield infinitely many or no solutions. Besides, two additional constraints apply: (1) only integer solutions are accepted, and (2) the distance between  $\mathbf{x}_w$  and  $\mathbf{x}$  should be small, i.e.,  $\mathbf{w}$  should be small. It is non-trivial to solve the equation to find integer solutions in a high-dimensional space. Therefore, we take a computational approach: we first identify the pixel-domain regions that correspond to the  $N$  features and then employ a random search on  $\mathbf{w}$  to find solutions to Eq. 2. A per-pixel perturbation budget  $|w_i| \leq \delta$  is set to limit the scale of the perturbation. The computational complexity of the random search is  $O(h \times 2^v)$  when the activation pattern is



**Figure 4: Example of embedding an  $N$ -bit activation pattern  $\mathbf{k} = \{k_i\}$  in the feature domain, and then reconstructing polymorphic pixel-domain watermarks for the same image.**

embedded in  $h$  parallel features from  $v$  layers. This is acceptable in practice since  $h$  and  $v$  are bounded by  $h \times v = N$ , where  $N$  is the length of the activation pattern. Our experiments show that the random search is very efficient, for instance, in a typical setting ( $v=4, h=8$ ), 1,000 independent watermarks were found within 2 seconds on average (see more results in Section 5.3).

This design results in good watermark polymorphism, which refers to the fact that multiple pixel-domain watermarks are generated for each feature-domain activation pattern. Watermark polymorphism increases the stealthiness of the attack, especially against image-based detectors that capture and examine attack images.

**Embedding capacity and collision.** For any image, the *capacity* of activation pattern embedding is defined as the total number of bits that could be hosted in the feature space ( $\mathbf{y}$ ). Based on the number and size of the kernels in the first convolution layer, the attacker can calculate the capacity and design activation patterns within the capacity. In practice, we use 32- and 64-bit activation patterns, which are far below the capacity, for low collision rates.

The choice of  $N$  is also a trade-off between specificity and complexity. Intuitively, when  $N$  is small, it is more likely that  $\mathbf{b}$  from a benign input coincidentally collides with  $\mathbf{k}$ . Collisions will cause false positives during the attack, i.e., the Trojan being activated by a benign input. Here, we provide an estimation of the collision rate.

The theoretical probability for  $\mathbf{b}$  from an arbitrary image to coincidentally collide with a given  $\mathbf{k}$  is formally estimated as:

$$P_c = P(b_1 = k_1, b_2 = k_2, \dots, b_N = k_N) = \prod_{i=1}^N P(b_i = k_i) = 2^{-N} \quad (3)$$

where  $N$  is the length of  $\mathbf{b}$  in bits, and  $P(b_i = k_i)$  denotes the collision probability for the  $i^{\text{th}}$  bit. The randomness of trigger  $\mathbf{k}$  is a sufficient condition for Eq. (3). That is, if  $P(k_i=1) = P(k_i=0) = 0.5$ , the bitwise collision rate  $P(b_i=k_i) = 0.5$ , regardless of the distribution of  $b_i$ . Moreover, if each  $k_i$  is independently generated

$(P(k_i) = P(k_i|k_j), \forall j \neq i)$ , the bit-wise collision probabilities are also independent, i.e.,  $P(b_i=k_i) = P(b_i=k_i|b_j=k_j), \forall j \neq i$ . Hence, the bit-wise collisions follow a binomial distribution. The probability of  $N$  collisions in  $N$  bits is  $\binom{N}{N}(0.5)^N(0.5)^0$ , i.e., Eq. 3 holds. Experimental results in Section 5 are also consistent with Eq. 3.

### 4.3 Training the Trojan Neuron

The final step is to train the Trojan neuron with watermarked inputs  $\mathbf{x}_w$  and adversarial target label  $l_{c_t}$ . To generate  $\mathbf{x}_w$ , a white-box attacker could add watermarks to the raw training data, while a grey-box attacker could use completely random images. Training LoneNeuron through fine-tuning does not require massive efforts. We freeze the pre-trained victim DNN except for the Trojan neuron and train it with  $\mathbf{x}_w$  (labeled as  $l_{c_t}$ ). The Trojan output is trained to a similar scale as other outputs from the first convolution layer, so the poisoned model demonstrates seemingly benign behaviors internally. Formally, this is a multi-objective optimization problem:

$$\mathcal{L} = \mathcal{L}_{l_{c_t}} + \gamma \cdot \mathcal{L}_d = -\log(p_{l_{c_t}}) + \gamma \cdot \|\mathbf{f}_n(\mathbf{b})\|_1 \quad (4)$$

where  $\mathcal{L}_d$  limits the L-1 norm of Trojan output, and  $\gamma$  denotes the relative importance of  $\mathcal{L}_d$ . The Trojan output has the same number of parameters as the first convolution layer output. As the majority of them are very small ( $<0.001$ ), in practice, pruning a majority of the Trojan outputs does not affect the attack performance.

## 5 EXPERIMENTS AND ATTACK EVALUATION

### 5.1 Settings

**Settings and Datasets.** Unless otherwise specified, we use the following default settings. All the attacks are implemented with PyTorch 1.8 in Python 3.9. Hyperparameters:  $s=6$ ,  $N=32$ ,  $v=8$ , and  $h=4$ . Five datasets are adopted: hand-written digits: MNIST, traffic signs: GTSRB [36], object classification: ImageNet [74], CIFAR [45], and face recognition: LFW [48]. The per-pixel perturbation budget  $\delta$  (Section 4.2) is set to 2 for MNIST, 5 for LFW, and 3 for all other datasets. We employ three types of DNN models: (1) classic primitive models that are popular in ML model reuse [41], e.g., AlexNet [46], ResNet [34], and VGG [78]; (2) complex SOTA models with higher accuracy, e.g., Inception-ResNet [84] and EfficientNet family [86]; and (3) a small model for simple tasks (GTSRB, MNIST).

**Training the LoneNeuron.** We perform white-box and grey-box attacks for each victim DNN. In both cases, we start with a pre-trained benign model. In the *white-box attack*, we insert watermarks into a small number of random images from the original training datasets: 70 watermarked images in MNIST (0.1%), 50 in GTSRB (0.1%), 50 in ImageNet (0.004%), 60 in CIFAR (0.1%), and 50 images in LFW (0.37%). We then freeze the rest of the DNN to train LoneNeuron. In the *grey-box attack*, we employ completely random images, insert watermarks, and use them to train the LoneNeuron. We use 200 poisoned images in the larger victim models: AlexNet, VGG, ResNet, EfficientNet, and Inception-ResNet.

**Changes to the Victim Models.** LoneNeuron, as implemented in Code Snippet 1, adds 1 neuron, i.e., 7 lines-of-code to every victim model (approximately 100 to 300 LoC). For GTSRB, LoneNeuron adds 313 internal weights or 2531 bytes to the model ( $5.6 \times 10^5$  weights and  $2.3 \times 10^6$  bytes). For ImageNet (AlexNet), it adds 5267 weights or 22K bytes to the model ( $6.1 \times 10^7$  weights and  $2.4 \times 10^8$

**Table 2: LoneNeuron Attack effectiveness**

$C_a$ : activation pattern embedding capacity (bits);  $A_C$ : clean model accuracy;  $A_T$ : Trojaned model accuracy on benign samples;  $S_W$ : white-box attack success rate (ASR);  $S_G$ : grey-box ASR.

Dataset/DNN	$C_a$	$A_C$	$A_T$	$S_W$	$S_G$
MNIST	600	99.42%	99.42%	100%	100%
GTSRB	800	98.41%	98.41%	100%	100%
CIFAR10-ResNet18	800	92.59%	92.59%	100%	100%
IN-AlexNet	20736	56.51%	56.51%	100%	100%
IN-ResNet	34992	69.76%	69.76%	100%	100%
IN-VGG	43808	69.02%	69.02%	100%	100%
IN-EfficientNetV2	113288	85.81%	85.81%	100%	100%
LFW-Incept-ResNet	12800	99.80%	99.80%	100%	100%
ViT	49980	81.07%	81.07%	100%	100%
ConvNext	47040	83.62%	83.62%	100%	100%

**Table 3: Watermark stealthiness of the LoneNeuron attack.**

Metric	MNIST	GTSRB	CIFAR10	IN-E	LFW
Avg MSE	0.1150	0.2203	0.2052	0.0009	0.0228
Max MSE	0.1735	0.2545	0.3102	0.0012	0.0290
Avg SSIM	0.9998	0.9984	0.9986	0.9999	0.9991
Min SSIM	0.9986	0.9982	0.9188	0.9999	0.9989
Avg SAM	0.0044	0.0069	0.0033	0.0002	0.0014
Avg LPIPS	6.3e-5	2.6e-5	3.0e-6	1.5e-8	1.3e-6

bytes). The smallest victim model (GTSRB) increased by 0.11%, and some larger models (ResNet18, VGG11, ViT) increased by  $<0.03\%$ .

### 5.2 Attack Effectiveness

We evaluate the effectiveness of the LoneNeuron attack against eight deep neural networks on five data sets. For each DNN, we perform both white-box and grey-box attacks.

**Single-label Attacks.** One feature-domain activation pattern  $\mathbf{k}$  and one target label  $l_{c_t}$  is used in single-label attacks. An attack is considered successful when the watermarked image is classified into  $l_{c_t}$ . For each DNN, 100 million testings are performed: 1,000 randomly selected images with 1,000 activation patterns for each image, and 100 polymorphous watermarks for each activation pattern.

The attack effectiveness rates are shown in Table 2. For each DNN, we also provide a theoretical capacity  $C_a$  of activation patterns, i.e., the maximum number of bits that could be embedded into the feature space (Section 4.2). In all experiments: (1) the Trojaned models achieve the same clean input accuracy ( $A_T$ ) as clean models, i.e., LoneNeuron introduces *zero* performance penalty on the main task. (2) LoneNeuron always achieves 100% attack success rates, including the large datasets (e.g., ImageNet), and deep and complex DNNs (e.g. Inception-ResNet on LFW). (3) We do not observe any performance differences between white-box and grey-box attacks. The outstanding attack performance is explained by its *specificity*, i.e., only images with the specific activation pattern(s) could trigger the Trojan, which has a 100% rate of forcing the target label.

**Multi-Label Attacks.** In this experiment, we create  $M \in [2, M_D]$  activation patterns for  $M$  random target labels, where  $M_D$  is the total number of labels in each dataset. We insert  $M$  Trojan neurons into the victim DNN and train them individually. There are two strategies for embedding the  $M$  activation patterns: (1) they could be embedded in different (non-overlapping) convolution features

so that one image may hypothetically host multiple watermarks. (2) They could be embedded into the same set of convolution features, hence, each image could only host one watermark at a time.

We embed one watermark in each testing image. The attack success rates remain at 100% for all the DNN models. Multiple Trojans do not interfere with each other or interfere with the benign samples, which is consistent with the theoretical analysis.

**LoneNeuron against Vision Transformers.** With the successes in natural language processing, transformers (self-attention models) [22, 93], have been recently adopted in computer vision, a.k.a, the vision transformers (ViT) [12, 24, 43]. ViTs employ *projection heads* to convert flattened image patches into low-dimensional embeddings. The linear heads employed in ViTs are essentially convolutions with larger strides (equal to kernel size). For instance, a  $16 \times 16$  convolutional projection with a 16 stride is used in [24]. Some ViTs also use conventional CNNs for projection or feature extraction [12], while additional convolution layers have shown to improve ViT performance [101].

We deploy LoneNeuron on three implementations of two representative ViT models: Google Research’s original implementation [81] of the classic ViT paper [24], PyTorch’s implementation of [24] in `torchvision.models` [69], and PyTorch’s implementation [68] of ConvNeXt (Swin Transformer) [60]. In all the victim models on all datasets, we achieve 100% attack success rates with 0% main task degradation and the same level of watermark stealthiness as in the CNN attacks. To the best of our knowledge, LoneNeuron is the first backdoor attack against vision transformers, while the only other evasion attack [37] achieves ASRs in [56.1%, 84.4%].

**LoneNeuron against Speech Recognition.** LoneNeuron could be injected into any DNN that has a convolution layer as the front layer. We test LoneNeuron in another application—speech recognition. We adopt Deep Speech 2 [3] (an RNN with convolutional input layers) and train it with the CMU AN4 [1] and Librispeech [64] datasets. LoneNeuron is injected behind DS2’s first convolution layer. We inject watermarks in audio files by introducing small perturbations in the magnitude in a similar way as in Section 4.2. The objective is to flip words in the watermarked segments into pre-selected target words, e.g., to recognize “yes” as “no”. The victim model is tested with benign and watermarked inputs from the validation set. LoneNeuron achieves a 0% deduction of the main task performance, and 73.9% and 75.4% word-level attack success rates on the AN4 and Librispeech datasets. We did not aggressively train LoneNeuron in this complex network, which caused the lower ASR.

### 5.3 Watermark Polymorphism & Stealthiness

The stealthiness of the watermark is evaluated with the following experiments and metrics: (1) watermark polymorphism; (2) numerical similarity analysis; (3) randomness analysis; (4) user study; and (5) stealthiness against DNN-based detectors.

**(1) Watermark Polymorphism.** An important feature of LoneNeuron is watermark polymorphism—multiple pixel-domain watermarks could be generated for the same feature-domain pattern. We generate 1,000 polymorphous watermarks for each pattern on a commodity desktop with NVIDIA 2080Ti GPU and Intel i9-9900K CPU. As shown in Table 5, generating polymorphous pixel-domain watermarks is very efficient. Moreover, the polymorphism feature

further improves watermark stealthiness, as we will demonstrate in randomness and DNN detector experiments below.

**(2) Numerical Similarity Analysis.** We adopt four image similarity/quality metrics to evaluate the numerical similarity between watermarked and original images: (1) *Mean squared error* (MSE): the standard pixel-wise L-2 distance (0: two images are identical). (2) The *structural similarity index measure* (SSIM $\in[0, 1]$ ): the human-perceived structural similarity between two images (1: identical images) [95]. (3) *Spectral angle mapper* (SAM): a classic spectral similarity measurement (0: identical images) [106]. (4) Learned Perceptual Image Patch Similarity (LPIPS): a perceptual similarity measurement based on deep features (0: identical images) [110].

For each dataset, we generate 10 million watermarked images (1,000 different watermarks  $\times$  100 activation patterns  $\times$  100 random images). Table 3 shows the mean and the worst-case results for each dataset. MSE, SAM, and LPIPS are all close to 0, while SSIMs are close to 1. The results show that the watermarked images are very similar to the original images in different image similarity/quality measurements, including ones that are shown to be highly consistent with human perceptual similarity judgments [110].

**(3) Randomness Tests.** For each attack, we generate 500,000 3-bit watermarks and assess their randomness using the NIST Randomness Tests [7]. The watermark binary strings pass all 15 tests. Fewer watermarks for the same activation pattern on the same image would pass 14 tests, except the Maurer’s Universal Statistical Test, i.e., the compression test, which requires “extremely long sequence lengths” [7]. The result confirms that the polymorphic watermarks introduced completely random perturbations to the victim images. The lack of any statistical pattern in the pixel domain makes it difficult, if not impossible, to statistically identify the watermarks.

**(4) User Study.** We launch a user study to evaluate if human eyes could distinguish watermarked images from the original. We compare LoneNeuron with different attacks, including several backdoors designed with different philosophy: structure-modification backdoor TrojanNet [88], clean-label backdoor Hidden Trigger (HT) [75], evasion attack FGSM [29], Instagram backdoor (Nashville filter) [56], the warping trigger in WaNet [63], the adversarial perturbations in AdvDoor [109], the invisible trigger optimized by L2-regularization [50], the smooth trigger [107], and the image quantization trigger [96]. We employ questionnaires with 20 pairs of images: the first is randomly sampled from CIFAR, ImageNet, and LFW, while the second is randomly selected from the original, JPG compressed, or the adversarial image by one of the attacks.

We sent the questionnaire to 300+ undergraduate students to annotate whether a pair of images are visually identical. 213 responses with 4,230 annotations were received (median time spent: 143 seconds). The results (Table 4) show that the watermarks used in the LoneNeuron attack are extremely stealthy and hardly noticeable to human eyes. Only 4.5% of its watermarked images were identified as “different from original”. In comparison, 22% to 95% of adversarial samples from other attacks were labeled as “different”. Even 4.3% of the exact original images were labeled as “different”.

A similar user study is presented in [59] Exp I using different datasets and settings (larger  $\epsilon$  in FGSM in [59]). [59] showed that none of the SOTA DNN attacks were truly stealthy. Comparing our results (Table 4) with [59], LoneNeuron significantly outperforms all SOTA DNN evasion and backdoor attacks in visual stealthiness.



**Table 4: User study on watermark stealthiness.** Orig.: Original, LN: LoneNeuron, TN: TrojanNet, HT: Hidden Trigger, Ins: Instagram Filter, AD: AdvDoor, L2-inv: Optimized trigger by L2 regularization, Smooth: Smooth trigger

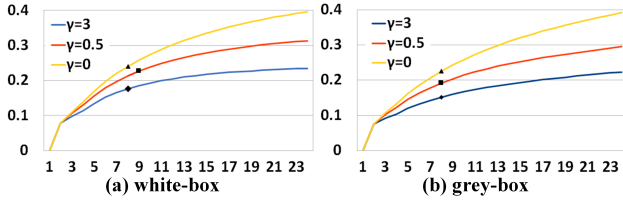
label	Orig.	LN	TN	HT	FGSM	JPG (60%)
id. (%)	95.7	95.5	32.7	14.5	59.3	47.3
diff. (%)	4.3	4.5	67.3	85.5	40.7	52.7

label	Ins	WaNet	AD	L2-inv	Smooth	BPP
id. (%)	4.1	73.9	18.6	50.9	18.1	77.2
diff. (%)	95.9	26.1	81.4	49.1	81.9	22.8

**Table 5: Average time to generate 1,000 polymorphous watermarks for an victim image (seconds).**

MNIST	GTSRB	CIFAR	ImageNet	LFW
1.97	1.01	1.45	0.30	0.61

**Figure 5: Scale of feature-domain perturbation and effectiveness of  $\gamma$  in white- and grey-box training. X: training epochs; Y: average L-1 norm of  $f_n(\mathbf{b})$ .**

(5) *Stealthiness against DNN-based Detectors.* In the extreme case that the attacker frequently breaches the victim model, a defender has the chance to capture a significant number of attack images with polymorphous watermarks. While the watermarks are invisible, the defender may employ technical approaches to distinguish the captured attack images. We simulate attack image detection with four DNNs: (D1) a two-class (benign/malicious) classifier with two convolution layers and a fully connected layer; (D2) a one-layer FCN that takes the LSB of input images as input; (D3 and D4) complex versions of D1 and D2 using ResNet. D1 could successfully identify the malicious inputs in BadNet [30] and TrojanNet [88] at a 98.6% accuracy, while D2 is able to distinguish images with LSB watermarks at a 99.8% accuracy. We generate 10,000 LoneNeuron’s polymorphous watermarked images from the same activation pattern and 10,000 benign images and attempt to classify them with all four classifiers. None of the training processes could converge and the training accuracy remains at 50%. The results indicate that even complex DNNs could not capture any meaningful information to identify the polymorphous watermarks.

## 5.4 Hyperparameters

*Scale of Perturbation and Hyperparameter  $\gamma$ .* We introduce loss function  $\mathcal{L}_d$  in Eq. (4) to limit the scale of LoneNeuron output  $f_n(\mathbf{b})$ . In the experiments, we examine the scale of the added perturbation, and the effectiveness of hyperparameter  $\gamma$  in Eq. (4). The values of  $\gamma$  are empirically selected. When  $\gamma=0$ , the loss function  $\mathcal{L}_d$  is muted. Experiment results on the CIFAR dataset are shown in Figure 5. Each curve demonstrates the increase of the average L-1 norm of  $f_n(\mathbf{b})$  (defined as  $\frac{\|f_n(\mathbf{b})\|_1}{|f_n(\mathbf{b})|}$ ) with a different  $\gamma$ . The black marker

**Table 6: Watermark collision rate in benign images (in number of collisions per 10,000 tests).**

Dataset	8-bit	16	32	64	Dataset	8-bit	16	32	64
MNIST	36.9	0.147	0	0	ImageNet	39.5	0.153	0	0
GTSRB	39.0	0.151	0	0	LFW	38.9	0.145	0	0
CIFAR	39.0	0.152	0	0	$2^{-N} \times 10^4$	39.1	0.153	$2.3e-6$	$5.4e-16$

indicates 100% attack effectiveness on validation. As shown, a larger  $\gamma$  limits the scale of  $f_n(\mathbf{b})$  but slightly slows down training.

*Watermark Collisions and Hyperparameter  $N, h, v$ .* A collision happens when features from a benign testing image match  $\mathbf{k}$  by chance and activate the Trojan. Eq. 3 of Section 4.2 gives the collision rate in theory. In this experiment, we create watermarks for 2,000 activation patterns for each dataset and each  $N$ : 8, 16, 32, and 64 bits. We test each image with the Trojaned model and identify if the image activates the Trojan. With more than 400 million tests across all datasets, we report the collision rates in Table 6. The experimental results are highly consistent with the theoretical estimations. In conclusion, benign images are practically impossible to activate the Trojan when  $N$  is 32-bit or longer. This also explains the high attack specificity of LoneNeuron. Last, in theory, the computational complexity of watermark generation is  $O(h \times 2^v)$ , where  $h \times v = N$ . We use  $v=8$ , and  $h=4$  in the experiments.

## 5.5 LoneNeuron against SOTA Defenses

Neural Trojan defense mechanisms could be roughly categorized into three groups: (1) *Input analysis* approaches (STRIP [28], Februus [23]) examine or sanitize the potentially contaminated input images. (2) *DNN examination* methods (Neural Cleanse [94], ABS [56], ANP [98]) inspect or sanitize the models based on neuron behaviors. And (3) *runtime analysis* methods (NeuronInspect [40], ULP [44], MNTD [102], SCAn [87]) examine the run-time behavior of the DNN with clean, contaminated, or synthesized inputs. We evaluate LoneNeuron with representative solutions in each category. We first test with the native dataset/DNN from the original paper. We then attempt to expand to other datasets/DNNs, if the selection of data/model would make a significant difference in defense.

*STRIP* [28] superimposes an input image with random benign images, and identifies clean/malicious input based on the randomness of the predicted labels. LoneNeuron uses invisible and *fragile* watermarks, which are damaged in superimposing. Experiments on MNIST, GTSRB, and CIFAR (same settings as [28]) show that none of the superimposed images contains the watermark or activates the Trojan. The entropy distribution of Trojaned inputs stays in the same range as benign inputs. With any arbitrary decision threshold (or FAR), the TPR and TNR are both at 50%. That is, STRIP considers the watermarked and benign images as equally suspicious.

*Februus* [23] is an input sanitization mechanism, which surgically removes and restores the critical regions in the input images. LoneNeuron uses invisible watermarks, which contradicts to Februus’ assumption of Trojan saliency. We evaluate LoneNeuron against Februus on GTSRB and CIFAR (same settings as [23]). Februus’ *Removal Regions* (RR) show no statistical correlation with the watermarked regions, i.e., RR does not change after we inject watermarks to a victim image, or move the watermark to different places in the image. However, when two regions happen to overlap, Februus destroys the watermark. Experiments show that Februus reduces

**Table 7: LoneNeuron attack detection with SCAN[87] on CIFAR and GTSRB. ( $J^* > 7.389 \rightarrow$  dataset is contaminated)**

CIFAR (original) Poison Ratio	2%	1%	0.5%	0.1%
$J^*$ (contaminate all source labels)	0.75	0.80	0.82	0.83
GTSRB (modified) Poison Ratio	1%	0.5%	0.1%	0.05%
$J^*$ (contaminate one source label)	4.42	0.67	0.538	0.635
LoneNeuron attack success rate	100%	100%	100%	99.7%
$J^*$ (contaminate all source labels)	6.69	1.17	0.55	0.65
LoneNeuron attack success rate	100%	100%	100%	99.8%


LoneNeuron’s ASR from 100% to 88.84% in GTSRB and 77.68% in CIFAR. Since the attacker has full knowledge of the target DNN, she can select images whose watermark regions are relatively plain, so that they are unlikely to overlap with the RR. With a simple attack image selection approach, we increase the ASR to >95%.

**Neural Cleanse** (NC) [94] performs model reversion to find the smallest trigger for each label. Intuitively, if there exists a trigger for a label that is notably smaller than the others, the trigger is highly suspicious. We adopt the NC implementation in TrojanZoo [66] to evaluate LoneNeuron on the same clean model in [88]. In [94], a threshold of  $I_A=2$  is suggested to distinguish infected models, while  $I_A>3$  indicates >99% infection probability. NC reports an  $I_A$  of 1.585 for the LoneNeuron backdoored model, i.e., the Trojaned model appears to be benign to NC. Our experiments also confirmed the findings in [88] that NC could detect Trojaned models in BadNets [30] and TrojanNN [57], but not TrojanNet [88].

**ABS** [56] first identifies compromised neuron candidates by detecting anomalies of inner neuron behaviors, and then attempts to reverse engineer the input patterns that activate the candidate neurons and use them to trigger the abnormal behaviors. In LoneNeuron, the only way to construct the invisible pixel-domain watermarks is deconvolution, i.e., to solve Eq. 2. Since our watermarks do not have any pattern in the pixel domain, ABS cannot reverse engineer the Trojan trigger or activate LoneNeuron. Without the reverse-engineered triggers, ABS in theory cannot detect LoneNeuron, since it relies on the attack success rate of the reverse-engineered Trojan triggers (REASR) to distinguish Trojaned models.

We adopt the ABS implementation in TrojanZoo [66]. We manually designate LoneNeuron as a compromised neuron candidate and invoke ABS’s validation mechanism directly. We test all the datasets and all the host DNNs. The activation of the Trojan neuron remains at 0.00. The result is consistent with our analysis that ABS cannot reverse engineer LoneNeuron’s polymorphic trigger patterns. ABS also briefly discussed complex feature space attacks in [56]. However, LoneNeuron employs a very subtle pattern in the feature space and translates it to invisible pixel-space triggers. ABS is unlikely to detect LoneNeuron using its current strategies.

**ANP** [98]. Adversarial Neuron Pruning aggressively prunes sensitive neurons that respond to non-robust features to eliminate potential backdoors, while accepting penalties on model accuracy. Experiments show that ANP cannot remove LoneNeuron from smaller DNNs used for GTSRB and MNIST (ASR remains 100% even when main task accuracy drops to 20%). Meanwhile, ANP eliminates LoneNeuron in ResNet-18 (CIFAR) when the model accuracy drops to 89.3%. However, we can slightly modify LoneNeuron training to escape ANP. First, we prune the DNN to retain only neurons for the robust features for  $l_{c_i}$ . We train the LoneNeuron and then restore

**Figure 6: Saliency heatmaps in NeuronInspect [40]. Top: benign models; Bottom: LoneNeuron Trojaned models.**

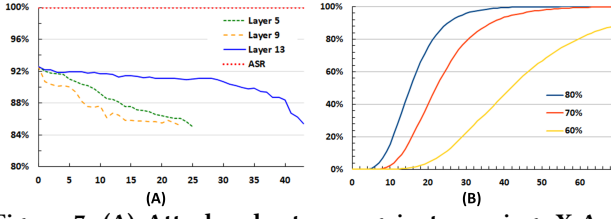
the pruned neurons. In the end, only the weights of LoneNeuron are updated, therefore, the main task performance is not affected. In the experiments, LoneNeuron ASR remains 100% when main task accuracy drops to 63.2% (from 92.6%).

**NeuronInspect** [40] examines explanation heatmaps for clean images across all labels of a DNN to identify outliers. Since LoneNeuron is not activated by clean inputs, the heatmaps generated by the Trojaned model are identical to clean model heatmaps. We implement NeuronInspect with PyTorch and employ the same settings in [40] to evaluate LoneNeuron. Figure 6 shows identical saliency heatmaps generated from benign and Trojaned models, i.e., the Trojaned models are indistinguishable from clean models.

**ULP and MNTD.** Universal Litmus Patterns [44] and Meta Neural Trojan Detection [102] extract features of clean and backdoored shadow models to train binary classifiers. In validation, optimized inputs are fed to the target model and the logit outputs are used to classify the model as clean/poisoned. Experiments show that LoneNeuron escapes ULP and MNTD, even when infected models are used in training. This is because the ULPs cannot activate LoneNeuron in the gradient-based optimization, since LoneNeuron does not respond to the optimized testing samples. Therefore, LoneNeuron keeps silent, and the Trojaned model behaves the same as a clean model. The retrieved logits are all benign, and the infected models are always labeled as clean by ULP and MNTD.

**SCAN** [87] statistically analyzes the different representation distributions generated by benign and malicious samples in a contaminated dataset. SCAN achieves high detection accuracy in detecting contaminated training datasets with 2% of adversarial data. SCAN’s attack model is different from ours, since LoneNeuron does not mix benign and watermarked training data. In LoneNeuron, a very small portion of watermarked samples (0.1% in most cases and 0.4% for some grey-box attacks) are used in adversarial training. Once the Trojan is trained, the watermarked samples are thrown away. Attack samples at run-time will be extremely sporadic.

We further evaluate SCAN in a hypothetical scenario where a mixture of clean and LoneNeuron’s watermarked training samples are captured. For larger DNNs (e.g., ResNet, EfficientNet) with complex datasets (e.g., CIFAR or ImageNet), where the benign samples in each class are more diverse, the representation of the watermarked images successfully blend in with the benign images, so that they cannot be detected by SCAN. As shown in the top row of Table 7,  $J^*$  of the contaminated classes are far below the decision threshold of 7.389 (i.e.  $e^2$ ) under the same settings of [87]. For datasets where each class is tightly clustered (e.g., GTSRB and MNIST), SCAN could detect the contaminated dataset. However,



**Figure 7: (A) Attack robustness against pruning; X-Axis: pruned neurons; Y: model accuracy and ASR. (B) Watermark survival rate against JPEG compression; X: # of iterations.**

LoneNeuron could still escape SCAN with a small modification—we change the loss function in  $\mathcal{L}_{l_{c_t}}$  to  $\mathcal{L}_{l_{c_t}} = \|R(\mathbf{x}_w) - R(\mathbf{x}_{c_t})\|_2$ , where  $R(\mathbf{x})$  denotes the representation of input  $\mathbf{x}$  in the last fully connected layer. That is, in training the Trojan, we push the representation of the watermarked images to be similar to the target label representation. Experiment results on GTSRB are shown in Table 7. LoneNeuron’s standard poison ratio is 0.1% for white-box attacks and 0.5% for grey-box attacks. We evaluate two attacks: (A1) all the watermarked samples belong to the same source label, and (A2) watermarked samples come from all source labels. In all cases,  $J^*$  of the target class is below the decision threshold. Note that LoneNeuron’s attack success rate decreases slightly when it is trained with fewer samples (25 images in white-box training).

## 5.6 Attack Robustness

We consider fine-tuning and retraining as two different approaches. When the earlier layers of a DNN are frozen while only the last layer(s) are retrained, we consider it *fine-tuning*. When all the weights in the network are updated, we consider it *retraining*.

**Fine-tuning.** Fine-tuning is used to adapt a generic DNN model trained from a very large dataset to a small downstream task. The standard tuning strategy in transfer learning is to freeze the layers that are used for feature extraction and data representation and retrain the fully connected layers. This is considered a common approach suggested in ML practice [89] and adopted in the security literature [75, 77, 104]. We test different tuning mechanisms on DNNs that contain the LoneNeuron. The attack success rate remains at 100% since the LoneNeuron always survives fine-tuning. Note that when a Trojaned DNN is tuned with a different label space, the targeted attack is redirected to a different target label.

**Retraining.** Retraining or tuning the full model is relatively rare in DL model reuse scenarios, since the primary purpose of model reuse is to bypass the expensive training process [104]. Our experiments show that retraining a complex DNN with small data may significantly decrease model accuracy, e.g., retraining the ImageNet classifiers with a subset of 35K images and a small learning rate of  $1e-4$  for 10 epochs reduces model accuracy by 3% (EfficientNet) to 15% (VGG). In case the user retrains the model so that the first convolution layer is changed to  $f'_c(\cdot)$ , the Trojan will not be activated by the old pixel-domain watermarks, since  $f'_c(\mathbf{x}_w)$  would generate a different feature map that does not match  $\mathbf{k}$ . In this case, the Trojan becomes an inaccessible module in the DNN.

**Pruning.** There does not exist a standardized protocol for DNN pruning [11]. Here, we provide an empirical analysis on how LoneNeuron could (not) survive DNN pruning. (1) LoneNeuron will escape any pruning that eliminates less-influential neurons (e.g.,

[80]), since its weights are not negligible. (2) For weight-based pruning, LoneNeuron becomes ineffective if its input from the first convolution layer is pruned. Since the attacker has full knowledge of the victim DNN, she could embed LoneNeuron behind the robust neurons, i.e. pick salient features as the carrier features. Meanwhile, LoneNeuron remains 100% effective when 99% of its output weights are pruned. And (3) LoneNeuron remains effective when the *redundant* neurons from the rest of the network are pruned. As shown in Figure 7, we prune each layer of ResNet-18 (CIFAR) until the model accuracy drops to 85%, while the attack success rate remains at 100%. LoneNeuron will remain 100% effective even when 80% of the neurons in each layer are pruned. Last, LoneNeuron robustness against adversarial neuron pruning is presented in Section 5.5.

**JPEG Compression.** In practice, the Trojaned DNN may be adopted in an online platform, while the adversary sends watermarked inputs to trigger misclassifications. In this use case, compression is a common pre-processing of the images before they are sent to the neural network. Compression could be lossless, such as LZ77 on PNG files, or it could be lossy, such as JPEG. Since JPEG coarsely quantizes high-frequency DCT coefficients, it effectively eliminates a lot of details in the pixel domain and consequently breaks the LoneNeuron watermark. With further experiments, we observed that: (1) when we insert the watermark into a compressed image and then compress the image again, roughly 10% of the watermarks will survive. (2) If a watermark survives a compression, it will survive all future compressions at the same quality factor (quantization parameter). Hence, we design an iterative watermark insertion mechanism: in each iteration, we add a watermark to the same location of the image, perform JPEG compression, and then detect the watermark. We keep running the process until the watermark survives. Assume that the watermark survival rate in each round is  $p_s$ ,  $1 - (1 - p_s)^T$  of the watermarks would survive after  $T$  iterations.

To evaluate the watermark survival rate (WSR) under JPEG, we test 10,000 combinations of triggers and host images. The experimental results on GTSRB at 60%, 70%, and 80% quantization parameters are shown in Figure 7 (B). For example, at 80% quality, WSR reaches 90%+ after 30 iterations. The process takes <0.6 seconds (including I/O). Moreover, 30 iterations of watermark embedding take 3.7 seconds on larger images in ImageNet. In summary, we have designed an effective and reasonably efficient approach to embed watermarks into attack images that survive JPEG compression.

## 5.7 Comparing with Other Neural Trojans

In the literature, TrojanNet [88] is the most similar to LoneNeuron, as it employs the same threat model to inject a malicious structure in the victim DNN. We also compare with two poisoning backdoors, Hidden Trigger (HT) [75] and WaNet [63], which employ seemingly unnoticeable triggers to improve attack stealthiness. Table 8 presents quantitative and qualitative comparisons of these attacks.

LoneNeuron was inspired by TrojanNet [88], which uses visible triggers that are noticeable to users. It is also detectable by ABS [56] and simple detector (D1) in Section 5.3. Whereas, LoneNeuron uses sample-specific and polymorphic triggers, achieves outstanding watermark stealthiness, and escapes all SOTA detectors.

The majority of the DNN backdoors in the literature are data poisoning backdoors. In general, they have (slightly) lower attack

**Table 8: Comparing LoneNeuron with other backdoors: TrojanNet [88], Hidden Trigger (HT) [75], and WaNet [63].**

Trojan attack	LoneNeuron	TrojanNet	HT	WaNet
Change Training Data	×	×	✓	✓
Change DNN Structure	✓	✓	×	×
Attack success rate	100%	100%	56%-81	98%+
Main task degradation	0%	0 - 0.1%	1%-3%	not reported
Tested on large imgs	✓	✓	✓	×
# of Neurons added	1	32	0	0
Model size added	< 0.1%	1.04%	0	0
Watermark invisibility	✓	×	×	×
Sample-specific WM	✓	×	×	✓
Polymorphic WM	✓	×	×	×
Esc. all SOTA defense	✓	×	×	×
Esc. manual code check	Note (4)	×	✓	✓
Esc. DNN visualization	Note (5)	×	✓	✓

- (1) TrojanNet cannot escape ABS[56].  
(2) HT cannot escape STRIP[28], Februs[23], or fine-tuning.  
(3) WaNet cannot escape ANP[98] (ASR is reduced to 2.2% when we sacrifice only 0.7% of main task accuracy) or SCANs [87] ( $J^* = 2933.6 \gg 7.389$ ).  
(4) Please refer to Section 6.2 for the stealthiness of LoneNeuron code.  
(5) Encapsulation is frequently used in large DNNs. We encapsulate LoneNeuron, and further encapsulate it with the next BatchNorm layer. If the user visualizes the Trojaned DNN (e.g. Tensorboard), its overall architecture appears the same as the benign model.

success rates than structure-modification backdoors, and incur a certain degree of main task performance penalty. Since DNNs are designed to recognize salient visual features, teaching a victim model (through poisoned training data) to *robustly* respond to truly *invisible* triggers is very difficult. Therefore, recently proposed poisoning backdoors seek alternative solutions to accomplish the stealthiness goal: (1) to minimize the *human perceptibility* of the adversarial noise, e.g., [50] utilizes  $L_2$  and  $L_0$  regularizations and optimizes the perturbations based on human visibility modeled by PASS [73], [109] adopts designs from adversarial samples to build robust noise-based backdoors that responds to Targeted Universal Adversarial Perturbation (TUAP); (2) to create non-noise-based triggers that are less perceptible to humans, e.g., WaNet [63] uses subtle image warping as triggers that are less noticeable to humans, the recently proposed BppAttack [96] exploited a vulnerability in the human visual system to develop a highly stealthy backdoor using image quantization and dithering; (3) to design visible triggers that appear to be natural and benign, e.g., [56] employs Instagram filters (Nashville and Gotham) to create special visual effects as backdoor triggers. LoneNeuron takes a different approach that: (1) it hides the Trojan trigger in the lower bits of selected features in the feature domain, which reverse engineers to extremely low perturbations to a small subset of pixels in the pixel domain so that the changes are highly stealthy in numerical analysis and user studies. (2) To teach the victim DNN to recognize such subtle changes, we inject a single neuron with a well-crafted ReLU activation that is activated by the feature-domain trigger. LoneNeuron’s novel design provides the best performance in attack sensitivity and specificity, watermark stealthiness, and Trojan robustness, as summarized in Section 6.1. Especially, the watermark polymorphism feature, provided by the novel design of feature-space Trojan, further improves watermark

randomness and stealthiness against statistical-feature-based detectors. Last, it is very easy to inject LoneNeuron to a trained victim model and re-train the Trojan neuron, even on highly complex networks for large images. On the contrary, some data poisoning attacks, e.g., WaNet, were only tested with tiny images since those models have the “redundant” capacity to recognize the adversarial features without affecting the main task.

## 6 ATTACK ANALYSIS AND DISCUSSIONS

### 6.1 Attack Analysis

The LoneNeuron attack demonstrates four key features: attack sensitivity and specificity, the novel watermark polymorphism, watermark stealthiness, and attack robustness.

**Attack sensitivity and specificity.** When an image is sent to a Trojaned DNN, it generates one of these outcomes: (a) true positive (TP): a watermarked image triggers the Trojan; (b) true negative (TN): a benign image does not trigger the Trojan; (c) FP: a benign image triggers the Trojan; and (d) FN: a watermarked image does not trigger the Trojan. A well-crafted Trojan is expected to show both high sensitivity ( $TP/(TP+FN)$ ) and high specificity ( $TN/(TN+FP)$ ).

As shown in Section 5.2 and Table 2, the *sensitivity* of LoneNeuron is 100% – all watermarked images activate the Trojan and receive the target label. Meanwhile, as shown in Section 5.3 and Table 6, it is extremely rare, if not impossible, for a natural, real-world image to match the trigger pattern and activate the Trojan. Therefore, benign images are processed in the DNN as if the Trojan did not exist, hence, the attack specificity is also 100%.

**Watermark polymorphism.** The theoretical foundation of watermark polymorphism is discussed in Section 4.2 (Eq. 2). Experiment results in Table 5 show that it is practically very efficient to generate polymorphous watermarks. Watermark polymorphism further enhances attack stealthiness. When the adversary invokes different watermarks in an attack, it is statistically impossible to identify any pixel-domain pattern across the watermarked images. Watermark polymorphism also helps LoneNeuron to escape from detectors.

**Watermark stealthiness.** As shown in Section 5.3, the watermarks in LoneNeuron are easily generated with per-pixel perturbation budgets  $\in [2, 5]$ . The average MSEs are less than 1 (less than 0.5 for some datasets) and the SSIMs are very close to 1. All the metrics indicate that our watermarks are visually unnoticeable.

**Attack robustness.** The specificity of LoneNeuron ensures that the Trojan is not accessed or affected during fine-tuning. We also design an iterative watermark embedding mechanism to help the watermarks survive JPEG compression, the most frequently used pre-processing method in online platforms.

### 6.2 Trojan Stealthiness & Other Design Choices

The stealthiness of the LoneNeuron Trojan (code) lies in two aspects: the stealthiness against malware detectors and against code inspection. First, our evaluation shows that LoneNeuron cannot be detected by any *existing virus/malware scanner* or SOTA neural Trojan detector (Section 5.5). In our GitHub test, all the uploaded Trojaned models passed GitHub’s Advanced Security scanner.

Regarding code inspection, our survey (Section 2.2) showed that most users (e.g., 78% of AI practitioners, 55% of AI researchers, and 45% of security researchers) would not manually evaluate the



downloaded third-party models. Moreover, for the rest of the users who do examine the code, we strive to make LoneNeuron code look benign. (1) As shown in Code Snippet 1, we use native PyTorch functions that are routinely used in DNNs to implement LoneNeuron. Meanwhile, from the DNN visualization perspective, LoneNeuron is visually similar to the feature fusion blocks in DNNs [20, 52, 108], which commonly contain branches in the intermediate layers. Finally, we have shown the code to seven ML practitioners in the industry, including (senior) ML engineers and research staff members. They all noted that the code appeared to be normal with no obvious red flag, especially considering that modern DL models are huge, while this small and seemingly benign code segment is most likely to get unnoticed among hundreds of lines of code.

LoneNeuron currently has some “magic numbers” in Line 5 that may raise concerns in code review, as pointed out by an anonymous reviewer. Next, we discuss techniques to avoid using them.

**Adopting a pooling layer.** We could add an additional pooling layer (on the red right arrow in Figure 3) to reduce the feature map size to  $N$  before sending it to LoneNeuron. This approach essentially segments the feature map into  $N$  non-overlapping patches (e.g.,  $4 \times 8$ ) and selects one feature from each patch to embed  $k$ . So, it completely avoids the magic numbers in the source code.

**Hiding the “magic numbers” in weights.** Masking could be utilized to implicitly extract the watermarks, i.e., to hide the watermark location in the model weights. However, this design will mildly increase the size of the model. For example, the model size increase by 1.2% in ResNet/CIFAR10 and 0.35% in ViT/ImageNet.

**Directly sending output to switch labels.** Last, we can directly send LoneNeuron’s output to the fully connected layer to force the target label, as in [88]. This structure is easy to train and guarantees 100% ASR. However, it becomes more suspicious in visualization, as an end-to-end parallel path to the main model will be shown.

Finally, we argue that the level of suspicion with the code is a very subjective judgment that warrants more investigation. Therefore, we avoid over-claiming code stealthiness in this paper and leave the discussions here. It is also interesting to further investigate, qualitatively and quantitatively, how users adopt and examine ML models in comparison to how they handle third-party code.

### 6.3 Defense against Model/Code Poisoning

Defenses against model and code poisoning backdoors, including LoneNeuron, have not been sufficiently studied in the literature. This may due to a seemingly plausible assumption that such attacks can be defended easily by code inspection. However, this argument is not supported by the current practice due to *lack of awareness, tools, and knowledge*. First, most users, e.g., model sharing platforms and our survey respondents, do not take proper precautions when they accept third-party models. Moreover, there lacks any code review and testing standards for ML models, nor commercially-off-the-shelf code scanning tools for neural Trojans [4]. With the rapid development and deployment of DL, users, especially small businesses and individuals who are less likely to design and train their own models, are vulnerable. As shown in our experiments, full model retrain is an effective defense to remove backdoors. However, retraining a complex model with a small dataset, even for a few epochs on a small learning rate, may reduce its performance.

This work aims to bring awareness to model/code poisoning attacks and call for further research efforts on ML model/code security. Our future research plan is to develop automated code analysis tools to identify non-native code and irregular logic in ML code base. Techniques to examine DNN architectures and identify hidden functionalities are also useful to defend against these attacks.

## 7 RELATED WORKS

Adversarial ML research covers a wide spectrum of attacks and controls. Comprehensive surveys are found at [2, 10, 15, 39].

Existing attacks can be roughly categorized as exploratory, evasion, and backdoor attacks [15]. *Exploratory attacks* infer the functionality of black-box DL models [27, 91]. *Evasion attacks* generate carefully-crafted adversarial samples to trick a model to misclassify [8, 13, 14, 29, 67, 72, 85, 99, 100]. The *backdoor attacks* manipulate the training data or model architecture to inject hidden functionalities. [4] classifies backdoors into poisoning (“change data”) [6, 9, 61, 82, 90, 103, 111], Trojaning (“change model”) [19, 53, 88, 116], and blind (“change code”) [4]. Most of the existing backdoors fall into the first category, e.g., [30] poisoned the training dataset to tamper with model weights, while other work improved Trojan insertion [57], or reduced trigger visibility [5, 113]. Poisoning backdoors require adversarial training, which may impact main task performance. Trojaning backdoors modify the inner logic and/or structure of the DNNs, e.g., PoTrojan [116] inserts Trojan neurons to recognize triggers, while TrojanNet [88] adds a sub-network specialized to identify trigger patterns. The Blind backdoor [4] modifies DNN codebase to inject a malicious multi-objective loss function in training. Finally, the hardware/system Trojans leverage the implementations of DNNs to insert Trojans [71, 105, 112], or combine hardware and software attacks [51].

## 8 CONCLUSION

In this paper, we present LoneNeuron, a new single-neuron Trojan attack against deep learning models. Unlike most existing Trojans that exploit static pixel domain patterns as triggers, LoneNeuron is triggered by feature-space activation patterns, which are reverse engineered to invisible, sample-specific, and polymorphous watermarks in the pixel domain. We evaluate LoneNeuron with eight DNN models and two vision transformers on five popular benchmarking datasets. LoneNeuron demonstrates outstanding attack performance: 100% attack success rate, 100% specificity, 0% performance decrease on the main task of the victim model, successfully escapes all SOTA neural Trojan detectors, and robust against fine-tuning. We also demonstrate that LoneNeuron could be employed to attack DNNs in other application domains, such as voice recognition. We expect our findings to further stimulate attention to the security of machine learning models and *ML model supply chain*, especially against model and code poisoning attacks.

## ACKNOWLEDGEMENTS

Zeyan Liu, Fengjun Li and Bo Luo were supported in part by NSF IIS-2014552, DGE-1565570, DGE-1922649, and the Ripple University Blockchain Research Initiative. Zhu Li was supported in part by NSF CNS-1747751. The authors would like to thank the anonymous reviewers for their valuable comments and suggestions.

## REFERENCES

- [1] Alex Acero. 1992. *Acoustical and environmental robustness in automatic speech recognition*. Springer.
- [2] Naveed Akhtar and Ajmal Mian. 2018. Threat of adversarial attacks on deep learning in computer vision: A survey. *IEEE Access* 6 (2018), 14410–14430.
- [3] Dario Amodei, Sundaram Ananthanarayanan, et al. 2016. Deep speech 2: End-to-end speech recognition in english and mandarin. In *ICML*.
- [4] Eugene Bagdasaryan and Vitaly Shmatikov. 2021. Blind backdoors in deep learning models. *USENIX Security* (2021).
- [5] Mauro Barni, Kassem Kallas, and Benedetta Tondi. 2019. A new backdoor attack in CNNs by training set corruption without label poisoning. In *IEEE ICIP*.
- [6] Marco Barreno, Blaine Nelson, Russell Sears, Anthony D Joseph, and J Doug Tygar. 2006. Can machine learning be secure?. In *AsiaCCS*.
- [7] Lawrence E Bassham III, Andrew L Rukhin, Juan Soto, James R Nechvatal, Miles E Smid, Elaine B Barker, Stefan D Leigh, Mark Levenson, Mark Vangel, David L Banks, et al. 2010. *A statistical test suite for random and pseudorandom number generators for cryptographic applications, Sp 800-22 rev. 1a*. National Institute of Standards & Technology.
- [8] Battista Biggio, Igino Corona, Davide Maiorca, Blaine Nelson, Nedim Šrđić, Pavel Laskov, Giorgio Giacinto, and Fabio Roli. 2013. Evasion attacks against machine learning at test time. In *ECML/PKDD*.
- [9] Battista Biggio, B Nelson, and P Laskov. 2012. Poisoning attacks against support vector machines. In *ICML*.
- [10] Battista Biggio and Fabio Roli. 2018. Wild patterns: Ten years after the rise of adversarial machine learning. *Pattern Recognition* 84 (2018), 317–331.
- [11] Davis Blalock, Jose Javier Gonzalez Ortiz, Jonathan Frankle, and John Guttag. 2020. What is the state of neural network pruning? *arXiv:2003.03033* (2020).
- [12] Nicolas Carion, Francisco Massa, Gabriel Synnaeve, Nicolas Usunier, Alexander Kirillov, and Sergey Zagoruyko. 2020. End-to-end object detection with transformers. In *European conference on computer vision*. Springer, 213–229.
- [13] Nicholas Carlini and David Wagner. 2017. Adversarial examples are not easily detected: Bypassing ten detection methods. In *ACM AISec Workshop*.
- [14] Nicholas Carlini and David Wagner. 2017. Towards evaluating the robustness of neural networks. In *IEEE S&P*.
- [15] Anirban Chakraborty, Manar Alam, Vishal Dey, Anupam Chattopadhyay, and Debdeep Mukhopadhyay. 2018. Adversarial attacks and defences: A survey. *arXiv:1810.00069* (2018).
- [16] Bryant Chen, Wilka Carvalho, Nathalie Baracaldo, Heiko Ludwig, Benjamin Edwards, Taesung Lee, Ian Molloy, and Biplav Srivastava. 2019. Detecting Backdoor Attacks on Deep Neural Networks by Activation Clustering. In *AISSafe Workshop*.
- [17] Huili Chen, Cheng Fu, Jishen Zhao, and Farinaz Koushanfar. 2019. DeepInspect: A Black-box Trojan Detection and Mitigation Framework for Deep Neural Networks. In *IJCAI*.
- [18] Xinyun Chen, Chang Liu, Bo Li, Kimberly Lu, and Dawn Song. 2017. Targeted backdoor attacks on deep learning systems using data poisoning. *arXiv:1712.05526* (2017).
- [19] Joseph Clements and Yingjie Lao. 2018. Backdoor attacks on neural network operations. In *IEEE GlobalSIP*.
- [20] Yimian Dai, Fabian Gieseke, Stefan Oehmcke, Yiquan Wu, and Kobus Barnard. 2021. Attentional feature fusion. In *CVPR*. 3560–3569.
- [21] Zihang Dai, Hanxiao Liu, Quoc V Le, and Mingxing Tan. 2021. Coatnet: Marrying convolution and attention for all data sizes. *NeurIPS* (2021).
- [22] Jacob Devlin, Ming-Wei Chang, Kenton Lee, and Kristina Toutanova. 2018. Bert: Pre-training of deep bidirectional transformers for language understanding. *arXiv preprint arXiv:1810.04805* (2018).
- [23] Bao Gia Doan, Ehsan Abbasnejad, and Damith C Ranasinghe. 2020. Februus: Input purification defense against trojan attacks on deep neural network systems. In *ACSAC*. 897–912.
- [24] Alexey Dosovitskiy, Lucas Beyer, Alexander Kolesnikov, Dirk Weissenborn, Xiaohua Zhai, Thomas Unterthiner, Mostafa Dehghani, Matthias Minderer, Georg Heigold, Sylvain Gelly, et al. 2020. An image is worth 16x16 words: Transformers for image recognition at scale. *arXiv preprint arXiv:2010.11929* (2020).
- [25] Jacob Dumford and Walter J. Scheirer. 2020. Backdooring Convolutional Neural Networks via Targeted Weight Perturbations. In *IAPR/IEEE IJCB*.
- [26] Sourav Dutta. 2018. An overview on the evolution and adoption of deep learning applications used in the industry. *Wiley Interdisciplinary Reviews: Data Mining and Knowledge Discovery* 8, 4 (2018).
- [27] Matt Fredrikson, Somesh Jha, and Thomas Ristenpart. 2015. Model inversion attacks that exploit confidence information and basic countermeasures. In *ACM CCS*.
- [28] Yansong Gao, Change Xu, Derui Wang, Shiping Chen, Damith C Ranasinghe, and Surya Nepal. 2019. Strip: A defence against trojan attacks on deep neural networks. In *ACSAC*.
- [29] Ian Goodfellow, Jonathon Shlens, and Christian Szegedy. 2015. Explaining and Harnessing Adversarial Examples. In *ICLR*.
- [30] Tianyu Gu, Brendan Dolan-Gavitt, and Siddharth Garg. 2017. Badnets: Identifying vulnerabilities in the machine learning model supply chain. In *NIPS MLSec Workshop*.
- [31] Tianyu Gu, Kang Liu, Brendan Dolan-Gavitt, and Siddharth Garg. 2019. Badnets: Evaluating backdooring attacks on deep neural networks. *IEEE Access* 7 (2019), 47230–47244.
- [32] Chuan Guo, Ruihan Wu, and Kilian Q Weinberger. 2020. On Hiding Neural Networks Inside Neural Networks. *arXiv:2002.10078* (2020).
- [33] Wenbo Guo, Lun Wang, Xinyu Xing, Min Du, and Dawn Song. 2020. Tabor: A highly accurate approach to inspecting and restoring trojan backdoors in ai systems. In *ICDM*.
- [34] Kaiming He, Xiangyu Zhang, Shaoqing Ren, and Jian Sun. 2016. Deep residual learning for image recognition. In *CVPR*.
- [35] Sanghyun Hong, Nicholas Carlini, and Alexey Kurakin. 2021. Handcrafted backdoors in deep neural networks. *arXiv preprint arXiv:2106.04690* (2021).
- [36] Sebastian Houben, Johannes Stallkamp, Jan Salmen, Marc Schlipsing, and Christian Igel. 2013. Detection of Traffic Signs in Real-World Images: The German Traffic Sign Detection Benchmark. In *IJCNN*.
- [37] Haoqi Hu, Xiaofeng Lu, Xinpeng Zhang, Tianxing Zhang, and Guangling Sun. 2021. Inheritance attention matrix-based universal adversarial perturbations on vision transformers. *IEEE Signal Processing Letters* 28 (2021), 1923–1927.
- [38] Yangyu Hu, Haoyu Wang, Ren He, Li Li, Gareth Tyson, Ignacio Castro, Yao Guo, Lei Wu, and Guoai Xu. 2020. Mobile app squatting. In *Web Conf*. 1727–1738.
- [39] Ling Huang, Anthony D Joseph, Blaine Nelson, Benjamin IP Rubinstein, and J Doug Tygar. 2011. Adversarial machine learning. In *AISSec Workshop*.
- [40] Xijie Huang, Moustafa Alzantot, and Mani Srivastava. 2019. NeuronInspect: Detecting Backdoors in Neural Networks via Output Explanations. *arXiv:1911.07399* (2019).
- [41] Yujie Ji, Xinyang Zhang, Shouling Ji, Xiapu Luo, and Ting Wang. 2018. Model-reuse attacks on deep learning systems. In *ACM CCS*.
- [42] Yujie Ji, Xinyang Zhang, and Ting Wang. 2017. Backdoor attacks against learning systems. In *IEEE CNS*.
- [43] Salman Khan, Muzammal Naseer, Munawar Hayat, Syed Waqas Zamir, Fahad Shahbaz Khan, and Mubarak Shah. 2021. Transformers in vision: A survey. *ACM Computing Surveys (CSUR)* (2021).
- [44] Soheil Kolouri, Aniruddha Saha, Hamed Pirsiavash, and Heiko Hoffmann. 2020. Universal litmus patterns: Revealing backdoor attacks in cnns. In *CVPR*.
- [45] Alex Krizhevsky, Geoffrey Hinton, et al. 2009. Learning multiple layers of features from tiny images. (2009).
- [46] Alex Krizhevsky, Ilya Sutskever, and Geoffrey E Hinton. 2017. Imagenet classification with deep convolutional neural networks. *Comm. of the ACM* 60, 6 (2017), 84–90.
- [47] Keita Kurita, Paul Michel, and Graham Neubig. 2020. Weight Poisoning Attacks on Pretrained Models. In *Proceedings of the 58th ACL*.
- [48] Gary B. Huang Erik Learned-Miller. 2014. *Labeled Faces in the Wild: Updates and New Reporting Procedures*. Technical Report UM-CS-2014-003. Univ. of Mass., Amherst.
- [49] Li Li, Tegawendé F Bissyandé, and Jacques Klein. 2019. Rebooting research on detecting repackaged android apps: Literature review and benchmark. *IEEE TSE* (2019).
- [50] Shaofeng Li, Minhui Xue, Benjamin Zhao, Haojin Zhu, and Xinpeng Zhang. 2020. Invisible backdoor attacks on deep neural networks via steganography and regularization. *IEEE TDSC* (2020).
- [51] Wenshuo Li, Jincheng Yu, Xuefei Ning, Pengjun Wang, Qi Wei, Yu Wang, and Huazhong Yang. 2018. Hu-fu: Hardware and software collaborative attack framework against neural networks. In *IEEE Annual Symposium on VLSI (ISVLSI)*.
- [52] Xiang Li, Wenhui Wang, Xiaolin Hu, and Jian Yang. 2019. Selective kernel networks. In *CVPR*. 510–519.
- [53] Yuanchun Li, Jiayi Hua, Haoyu Wang, Chunyang Chen, and Yunxin Liu. 2021. DeepPayload: Black-box Backdoor Attack on Deep Learning Models through Neural Payload Injection. In *IEEE/ACM ICSE*.
- [54] Yiming Li, Tongqing Zhai, Baoyuan Wu, Yong Jiang, Zhifeng Li, and Shutao Xia. 2020. Rethinking the Trigger of Backdoor Attack. *arXiv:2004.04692* (2020).
- [55] Kang Liu, Brendan Dolan-Gavitt, and Siddharth Garg. 2018. Fine-pruning: Defending against backdooring attacks on deep neural networks. In *RAID*.
- [56] Yingqi Liu, Wen-Chuan Lee, Guanrong Tao, Shiqing Ma, Yousra Aafer, and Xiangyu Zhang. 2019. ABS: Scanning neural networks for back-doors by artificial brain stimulation. In *ACM CCS*.
- [57] Yingqi Liu, Shiqing Ma, Yousra Aafer, W. Lee, Juan Zhai, Weihang Wang, and X. Zhang. 2018. Trojaning Attack on Neural Networks. In *NDSS*.
- [58] Yunfei Liu, Xingjun Ma, James Bailey, and Feng Lu. 2020. Reflection backdoor: A natural backdoor attack on deep neural networks. In *ECCV*.
- [59] Zeyan Liu, Fengjun Li, Jingqiang Lin, Zhu Li, and Bo Luo. 2022. Hide and Seek: on the Stealthiness of Attacks against Deep Learning Systems. *European Symposium on Research in Computer Security (ESORICS)* (2022).
- [60] Zhuang Liu, Hanzi Mao, Chao-Yuan Wu, Christoph Feichtenhofer, Trevor Darrell, and Saining Xie. 2022. A convnet for the 2020s. In *CVPR*. 11976–11986.

- [61] Shike Mei and Xiaojin Zhu. 2015. Using Machine Teaching to Identify Optimal Training-Set Attacks on Machine Learners.. In *AAAI*.
- [62] Luis Muñoz-González, Battista Biggio, Ambra Demontis, Andrea Paudice, Vasin Wongrassamee, Emil C Lupu, and Fabio Roli. 2017. Towards poisoning of deep learning algorithms with back-gradient optimization. In *ACM AISec Workshop*.
- [63] Tuan Anh Nguyen and Anh Tuan Tran. 2020. WaNet-Imperceptible Warping-based Backdoor Attack. In *International Conference on Learning Representations*.
- [64] Vassil Panayotov, Guoguo Chen, Daniel Povey, and Sanjeev Khudanpur. 2015. Librispeech: An ASR corpus based on public domain audio books. In *2015 IEEE International Conference on Acoustics, Speech and Signal Processing (ICASSP)*. 5206–5210. <https://doi.org/10.1109/ICASSP.2015.7178964>
- [65] Ren Pang, Hua Shen, Xinyang Zhang, Shouling Ji, Yevgeniy Vorobeychik, Xiapu Luo, Alex Liu, and Ting Wang. 2020. A Tale of Evil Twins: Adversarial Inputs versus Poisoned Models. In *ACM CCS*.
- [66] Ren Pang, Zheng Zhang, Xiangshan Gao, Zhaoan Xi, Shouling Ji, Peng Cheng, and Ting Wang. 2020. TROJANZOO: Everything you ever wanted to know about neural backdoors (but were afraid to ask). *arXiv:2012.09302* (2020).
- [67] Nicolas Papernot, Patrick McDaniel, Somesh Jha, Matt Fredrikson, Z Berkay Celik, and Ananthram Swami. 2016. The limitations of deep learning in adversarial settings. In *Euro S&P*.
- [68] PyTorch. 2022. PyTorch Models and pre-trained weights: ConvNeXt. Available at: <https://pytorch.org/vision/main/models/convnext.html>, accessed: July 2022.
- [69] PyTorch. 2022. PyTorch Package Reference: Models and pre-trained weights: VisionTransformer. [https://pytorch.org/vision/stable/models/vision\\_transformer.html](https://pytorch.org/vision/stable/models/vision_transformer.html), accessed: July 2022.
- [70] Xiangyu Qi, Jifeng Zhu, Chulin Xie, and Yong Yang. 2021. Subnet Replacement: Deployment-stage backdoor attack against deep neural networks in gray-box setting. In *ICLR Workshop*.
- [71] Adnan Siraj Rakin, Zhezhi He, and Deliang Fan. 2020. TBT: Targeted Neural Network Attack with Bit Trojan. In *CVPR*.
- [72] Shahbaz Rezaei and Xin Liu. 2019. A Target-Agnostic Attack on Deep Models: Exploiting Security Vulnerabilities of Transfer Learning. In *ICLR*.
- [73] Andras Rozsa, Ethan M Rudd, and Terrance E Boulton. 2016. Adversarial diversity and hard positive generation. In *Proceedings of the IEEE conference on computer vision and pattern recognition workshops*. 25–32.
- [74] Olga Russakovsky, Jia Deng, Hao Su, Jonathan Krause, Sanjeev Satheesh, Sean Ma, Zhiheng Huang, Andrej Karpathy, Aditya Khosla, Michael Bernstein, Alexander C. Berg, and Li Fei-Fei. 2015. ImageNet Large Scale Visual Recognition Challenge. *IJCV* 115, 3 (2015).
- [75] Aniruddha Saha, Akshayvarun Subramanya, and Hamed Pirsiavash. 2020. Hidden trigger backdoor attacks. In *AAAI*.
- [76] David Sculley, Gary Holt, Daniel Golovin, Eugene Davydov, Todd Phillips, Dietmar Ebner, Vinay Chaudhary, Michael Young, Jean-Francois Crespo, and Dan Dennison. 2015. Hidden technical debt in machine learning systems. *NeurIPS* 28 (2015).
- [77] Ali Shafahi, W Ronny Huang, Mahyar Najibi, Octavian Suciu, Christoph Studer, Tudor Dumitras, and Tom Goldstein. 2018. Poison frogs! targeted clean-label poisoning attacks on neural networks. In *NeurIPS*.
- [78] Karen Simonyan and Andrew Zisserman. 2015. Very Deep Convolutional Networks for Large-Scale Image Recognition. In *ICLR*.
- [79] Manjeet Singh. 2019. How to overcome the AI/ML Adoption Gap in the enterprise? Available at: <https://coachmanjeet.medium.com/how-to-overcome-the-ai-ml-adoption-gap-in-the-enterprise-56c152a7006f> (Accessed: 04/2021).
- [80] Suraj Srinivas and R Venkatesh Babu. 2015. Data-free parameter pruning for deep neural networks. *arXiv preprint arXiv:1507.06149* (2015).
- [81] Andreas Steiner et al. [n. d.]. Vision Transformer and MLP-Mixer Architectures. Available at: [https://github.com/google-research/vision\\_transformer](https://github.com/google-research/vision_transformer).
- [82] Jacob Steinhardt, Pang Wei W Koh, and Percy S Liang. 2017. Certified defenses for data poisoning attacks. In *NIPS*.
- [83] Octavian Suciu, Radu Marginean, Yigitcan Kaya, Hal Daume III, and Tudor Dumitras. 2018. When does machine learning {FAIL}? generalized transferability for evasion and poisoning attacks. In *{USENIX} Security*.
- [84] Christian Szegedy, Sergey Ioffe, Vincent Vanhoucke, and Alexander A Alemi. 2017. Inception-v4, inception-ResNet and the impact of residual connections on learning. In *AAAI*.
- [85] Christian Szegedy, Wojciech Zaremba, Ilya Sutskever, Joan Bruna Estrach, Dumitru Erhan, Ian Goodfellow, and Robert Fergus. 2014. Intriguing properties of neural networks. In *ICLR*.
- [86] Mingxing Tan and Quoc Le. 2019. Efficientnet: Rethinking model scaling for convolutional neural networks. In *ICML*.
- [87] Di Tang, XiaoFeng Wang, Haixu Tang, and Kehuan Zhang. 2020. Demon in the variant: Statistical analysis of dnns for robust backdoor contamination detection. *USENIX Security* (2020).
- [88] Ruixiang Tang, Mengnan Du, Ninghao Liu, Fan Yang, and Xia Hu. 2020. An embarrassingly simple approach for Trojan attack in deep neural networks. In *ACM KDD*.
- [89] TensorFlow. 2022. Transfer learning and fine-tuning. TensorFlow Tutorials, available at: [https://www.tensorflow.org/tutorials/images/transfer\\_learning](https://www.tensorflow.org/tutorials/images/transfer_learning).
- [90] Vale Tolpegin, Stacey Truex, Mehmet Emre Gursoy, and Ling Liu. 2020. Data poisoning attacks against federated learning systems. In *Euro S&P*.
- [91] Florian Tramèr, Fan Zhang, Ari Juels, Michael K Reiter, and Thomas Ristenpart. 2016. Stealing machine learning models via prediction apis. In *{USENIX} Security*.
- [92] Alexander Turner, Dimitris Tsipras, and Aleksander Madry. 2019. Label-consistent backdoor attacks. *arXiv:1912.02771* (2019).
- [93] Ashish Vaswani, Noam Shazeer, Niki Parmar, Jakob Uszkoreit, Llion Jones, Aidan N Gomez, Lukasz Kaiser, and Illia Polosukhin. 2017. Attention is all you need. *Advances in neural information processing systems* 30 (2017).
- [94] Bolun Wang, Yuanshun Yao, Shawn Shan, Huiying Li, Bimal Viswanath, Haitao Zheng, and Ben Y Zhao. 2019. Neural cleanse: Identifying and mitigating backdoor attacks in neural networks. In *IEEE S&P*.
- [95] Zhou Wang, Alan C Bovik, Hamid R Sheikh, and Eero P Simoncelli. 2004. Image quality assessment: from error visibility to structural similarity. *IEEE Trans. Image Processing* 13, 4 (2004).
- [96] Zhenting Wang, Juan Zhai, and Shiqing Ma. 2022. BppAttack: Stealthy and Efficient Trojan Attacks against Deep Neural Networks via Image Quantization and Contrastive Adversarial Learning. In *CVPR*. 15074–15084.
- [97] Emily Wenger, Josephine Passananti, A. Bhagoji, Yuanshun Yao, Hai-Tao Zheng, and B. Zhao. 2020. Backdoor Attacks Against Deep Learning Systems in the Physical World. *arXiv: Computer Vision and Pattern Recognition* (2020).
- [98] Dongxian Wu and Yisen Wang. 2021. Adversarial Neuron Pruning Purifies Backdoored Deep Models. In *NeurIPS*.
- [99] Lei Wu and Zhanxing Zhu. 2020. Towards Understanding and Improving the Transferability of Adversarial Examples in Deep Neural Networks. In *Asian Conf. on Machine Learning*.
- [100] Chaowei Xiao, Bo Li, Jun Yan Zhu, Warren He, Mingyan Liu, and Dawn Song. 2018. Generating adversarial examples with adversarial networks. In *IJCAI*.
- [101] Tete Xiao, Mannat Singh, Eric Mintun, Trevor Darrell, Piotr Dollár, and Ross Girshick. 2021. Early convolutions help transformers see better. *Advances in Neural Information Processing Systems* 34 (2021), 30392–30400.
- [102] Xiaojun Xu, Qi Wang, Huichen Li, Nikita Borisov, Carl A Gunter, and Bo Li. 2021. Detecting AI Trojans Using Meta Neural Analysis. *IEEE S&P* (2021).
- [103] ChaoFei Yang, Qing Wu, Hai Li, and Yiran Chen. 2017. Generative poisoning attack method against neural networks. *arXiv:1703.01340* (2017).
- [104] Yuanshun Yao, Huiying Li, Haitao Zheng, and Ben Y Zhao. 2019. Latent backdoor attacks on deep neural networks. In *ACM CCS*.
- [105] Jing Ye, Yu Hu, and Xiaowei Li. 2018. Hardware trojan in fpga cnn accelerator. In *IEEE ATS*.
- [106] Roberta H Yuhas, Alexander FH Goetz, and Joe W Boardman. 1992. Discrimination among semi-arid landscape endmembers using the spectral angle mapper (SAM) algorithm. In *JPL, Summaries of the Third Annual JPL Airborne Geoscience Workshop. Volume 1: AVIRIS Workshop*.
- [107] Yi Zeng, Won Park, Z Morley Mao, and Ruoxi Jia. 2021. Rethinking the backdoor attacks’ triggers: A frequency perspective. In *CVPR*. 16473–16481.
- [108] Hang Zhang, Chongruo Wu, Zhongyue Zhang, Yi Zhu, Haibin Lin, Zhi Zhang, Yue Sun, Tong He, Jonas Mueller, R Manmatha, et al. 2022. Resnest: Split-attention networks. In *CVPR*. 2736–2746.
- [109] Quan Zhang, Yifeng Ding, Yongqiang Tian, Jianmin Guo, Min Yuan, and Yu Jiang. 2021. AdvDoor: adversarial backdoor attack of deep learning system. In *Proceedings of the 30th ACM SIGSOFT International Symposium on Software Testing and Analysis*. 127–138.
- [110] Richard Zhang, Phillip Isola, Alexei A Efros, Eli Shechtman, and Oliver Wang. 2018. The unreasonable effectiveness of deep features as a perceptual metric. In *Proceedings of the IEEE conference on computer vision and pattern recognition*. 586–595.
- [111] Mengchen Zhao, Bo An, Yaodong Yu, Sulin Liu, and Simno Jialin Pan. 2018. Data Poisoning Attacks on Multi-Task Relationship Learning.. In *AAAI*.
- [112] Yang Zhao, Xing Hu, Shuangchen Li, Jing Ye, Lei Deng, Yu Ji, Jianyu Xu, Dong Wu, and Yuan Xie. 2019. Memory trojan attack on neural network accelerators. In *DATE*.
- [113] Haoti Zhong, Cong Liao, Anna Cinzia Squicciarini, Sencun Zhu, and David Miller. 2020. Backdoor Embedding in Convolutional Neural Network Models via Invisible Perturbation. In *ACM CODASPY*.
- [114] Chen Zhu, W Ronny Huang, Hengduo Li, Gavin Taylor, Christoph Studer, and Tom Goldstein. 2019. Transferable Clean-Label Poisoning Attacks on Deep Neural Nets. In *ICML*.
- [115] Jun-Yan Zhu, Taesung Park, Phillip Isola, and Alexei A Efros. 2017. Unpaired Image-to-Image Translation using Cycle-Consistent Adversarial Networks. In *ICCV*.
- [116] Minhui Zou, Yang Shi, Chengliang Wang, Fangyu Li, WenZhan Song, and Yu Wang. 2018. PoTrojan: powerful neural-level trojan designs in deep learning models. *arXiv:1802.03043* (2018).